

Job Name/Location:

Tag #:

Date:

For: File Resubmit

PO No.:

Approval Other

Architect:

GC:

Engr:

Mech:

Rep:

(Company)

(Project Manager)

LV241HHV4

Single Zone LGRED° Vertical Air Handler Unit

Outdoor Unit (ODU) - LUU240HHV Indoor Unit (IDU) - LVN241HV4

Performance:

Cooling:

Cooling Capacity (Min~Rated~Max, Btu/h)	9,600 ~ 24,000 ~ 30,000
SEER2 / EER2	16.45 / 11.90

SEER - Seasonal Energy Efficiency Ratio

EER - Energy Efficiency Ratio

Heating:

Heating Capacity (Min~Rated~Max, Btu/h)	10,800 ~ 27,000 ~ 36,000
HSPF2	9.25
Max heating @ Indoor 70° DB (Btu/h)	
Outdoor 17°F WB	29,500
Outdoor 5°F WB*	24,200
Outdoor -4°F WB	24,250
Outdoor -13°F WB	21,590

HSPF - Heating Seasonal Performance Factor

* The Capacities at 5°F does not refer to H42 testing conditions.

Cooling Nominal Test Conditions:

Indoor: 80°F DB / 67°F WB

Outdoor: 95°F DB / 75°F WB

Heating Nominal Test Conditions:

Indoor: 70°F DB / 60°F WB

Outdoor: 47°F DB / 43°F WB

Electrical:

Power Supply ¹ (V/Hz/Ø)	208-230 / 60 / 1
MOP / MCA (A)	30 / 22
Cooling / Heating Rated Amps (A)	8.4 / 8.4
Compressor(A)	14.5
Fan Motor (IDU + ODU) (A)	0.6 + 1.6
Cooling Power Input (Min~Rated~Max, kW)	0.55 ~ 2.02 ~ 3.0
Heating Power Input (Min~Rated~Max, kW)	0.65 ~ 2.35 ~ 4.4
Locked Rotor Amps (A)	23

MOP - Maximum Overcurrent Protection

MCA - Minimum Circuit Ampacity

Piping:

Installed Liquid Pipe (in., O.D.)	3/8 Flare
Installed Vapor Pipe (in., O.D.)	5/8 Flare
IDU Liquid Connection (in., O.D.)	1/4 Flare
IDU Vapor Connection (in., O.D.)	1/2 Flare
Additional Refrigerant (oz./ft.)	0.43
Min/Max. Pipe Length (ft.)	16.4 / 164
Piping Length (no add'l refriger., ft.)	24.9
Max. Elevation (ft.)	98.4

Features:

- Hot start
- Inverter (variable speed)
- Auto restart
- Control lock
- W2 terminal connection
- Group control
- Timer (on/off)
- Sleep Mode
- Optional Wi-Fi Control
- Built in dry contact
- ODU Drain Pan Heater
- Night Quiet Function

Required Accessories (sold separately):

Controller (Any LG wired remote controller)

Optional Accessories:

- ☐ MultiSITE™ CRC2 - PREMTBVC2
- ☐ Programmable Remote Controller - PREMTB100
- ☐ Delux Remote Controller - PREMTB200
- ☐ Dry Contact 3rd Party Thermostat - PDRYCB320
- ☐ Electric Heater¹³
- ☐ Remote Temperature Sensor - ZRTBS01
- ☐ Downflow Conversion Kit - PNDFJ0
- ☐ Aux Heater relay kit - PRARH1
- ☐ AC Smart 5 - PACS5A000
- ☐ Low Ambient Wind Baffle Kit PAG-HS6/PAG-HS7 (Cooling Operation to -4°F)
- ☐ Wi-Fi Module - PWFMDD200

For a complete list of available accessories, contact your LG representative.

For continual product development, LG reserves the right to change specifications without notice.

© LG Electronics Canada, Inc., North York, ON. All rights reserved. "LG Life's Good" is a registered trademark of LG Corp. /www.lgdfs.ca



Operating Range:

Outdoor Unit:

Cooling (°F DB)	5 to 118
Heating (°F WB)	-13 to 64

Indoor Unit:

Cooling (°F WB)	57 to 77
Heating (°F DB)	59 to 81

System Data:

Refrigerant Type/Control	R410A / EEV
Refrigerant Charge (lbs.)	4.41
ODU Sound Pressure Max (Cool / Heat) ±1 dB(A) ³	51 / 52
IDU Sound Pressure (H/M/L) ±1 dB(A) ³	36 / 34 / 30
ODU Net / Shipping Weight (lbs.)	133.4 / 144.4
IDU Net / Shipping Weight (lbs.)	116.8 / 128.5

Fan:

ODU / IDU Fan Type	Propeller / Sirocco
Fan Speeds (Fan/Cool/Heat)	3 / 3 / 3
Fan Quantity (ODU + IDU)	1 + 1
Motor/Drive	Electronically Commutated Motor (ECM) / Direct
Maximum ODU Air Volume (CFM)	2,048
IDU Air Volume (H/M/L) (CFM)	710 / 640 / 480
Dehumidification Rate (pts/hr) ¹⁰	4.2
IDU External Static Pressure Operating Range (Min~Default~Max) (in-wg) ¹¹	0.1 ~ - -0.7

Notes:

1. Acceptable operating voltage: 187V-253V.
2. Piping lengths are equivalent.
3. Sound Pressure levels are tested in an anechoic chamber under ISO Standard 3745.
4. All power/communication cable to be minimum 14 American wire gage (AWG), 4-conductor, stranded, shielded or unshielded wire and must comply with applicable local and national code. If shielded, the wire must be grounded to the chassis at the outdoor unit only.
5. Power wiring cable size must comply with the applicable local and national code.
6. The indoor unit comes with a dry helium charge.
7. This data is rated 0 ft. above sea level, with 25 ft. of refrigerant line and a 0 ft. level difference between outdoor and indoor units.
8. Must follow installation instructions in the applicable LG installation manual.
9. Dehumidification rate is based on high speed airflow.
10. 18k, 24k, and 36k IDU units have ECM fan that automatically adjusts throughout the ESP (External Static Pressure) range. Therefore, there is no default ESP value for these units.
11. 18k and 24k VAHUs are supplied with socket adapters for pipe transitions.
12. Controller not included.
13. Electric heater accessory available in 3kW, 5kW, 8kW, and 10kW capacities.

Refer to the engineering manual for details.

LGRED°
 Powerful Heat Technology

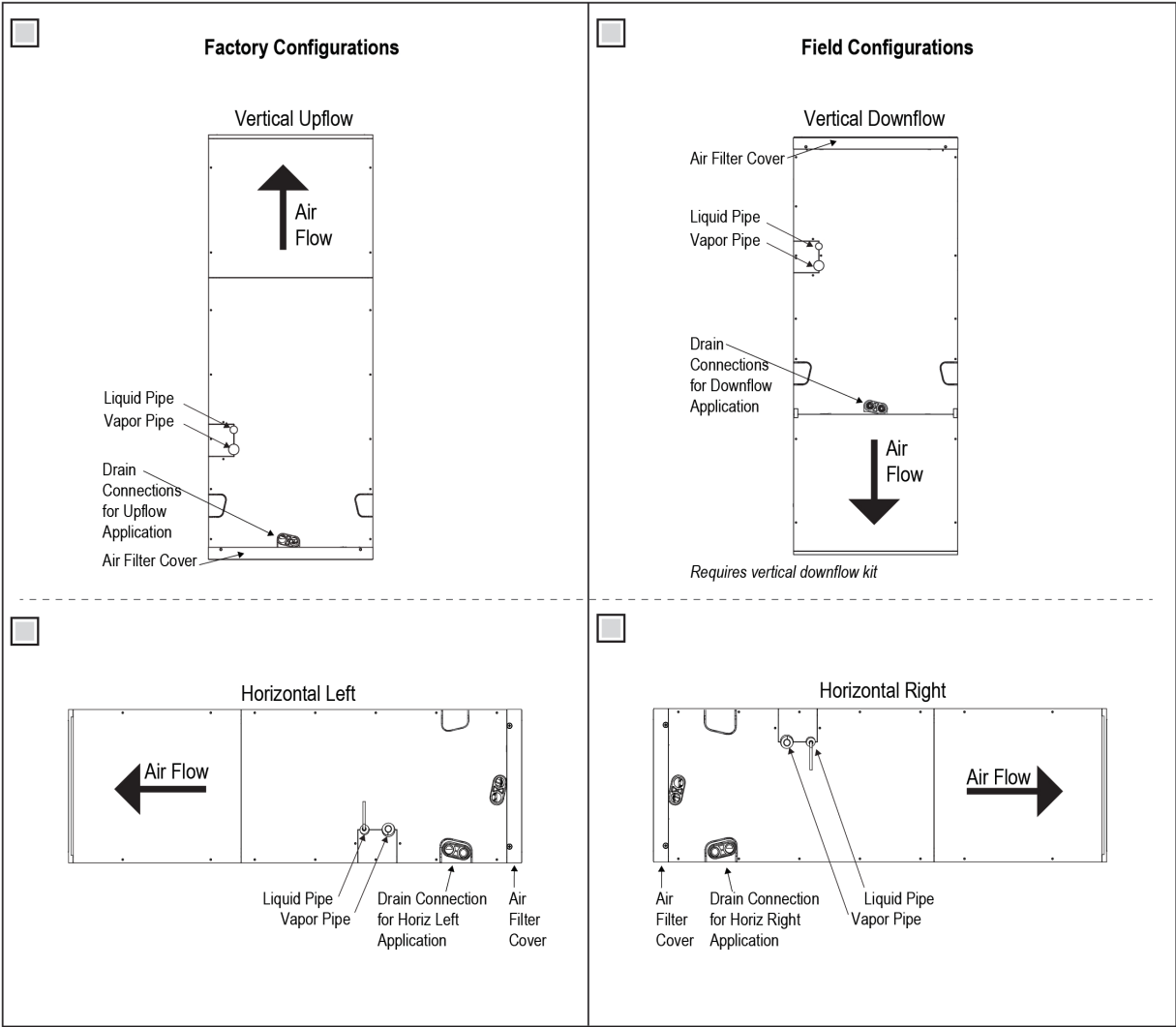
Inverter
CS
 C US


SB_SZ_LGRED_VAHU_LV241HHV4_2023_01

LVN241HV4
Single Zone LGRED° Vertical Air Handler Unit



Tag No.: _____
Date: _____
PO No.: _____



Job Name/Location: _____

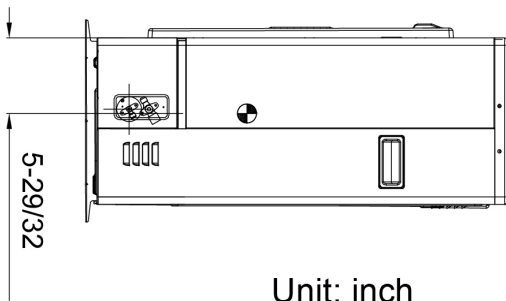
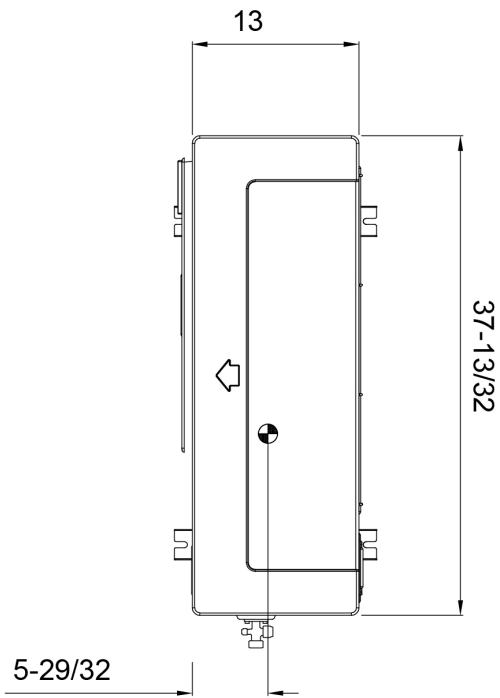
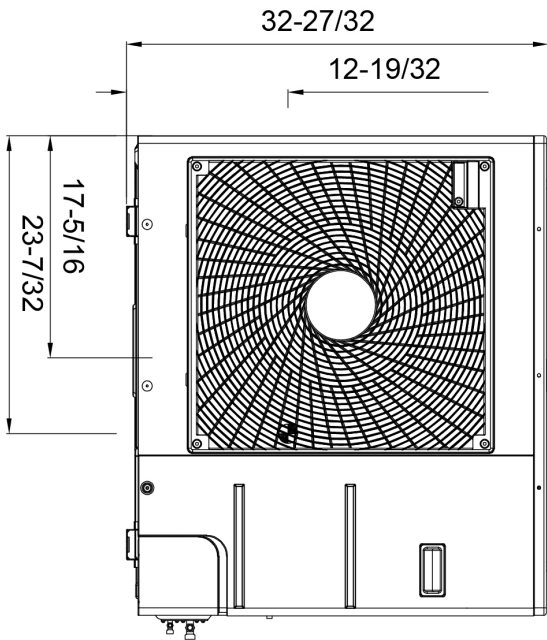
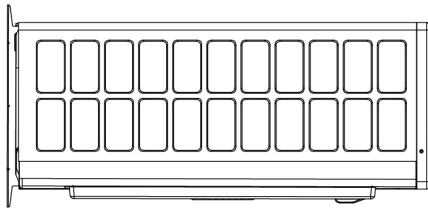
LUU240HHV
Single Zone LGRED° Vertical Air Handler Unit



Tag No.: _____

Date: _____

PO No.: _____



Unit: inch

Job Name/Location: _____

LVN241HV4

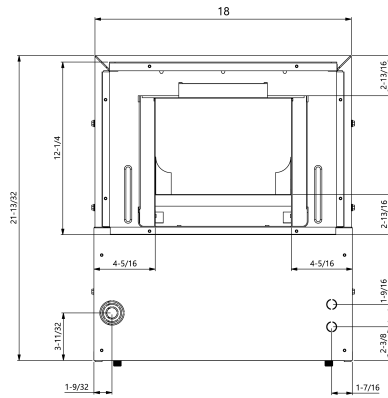
Single Zone LGRED° Vertical Air Handler Unit



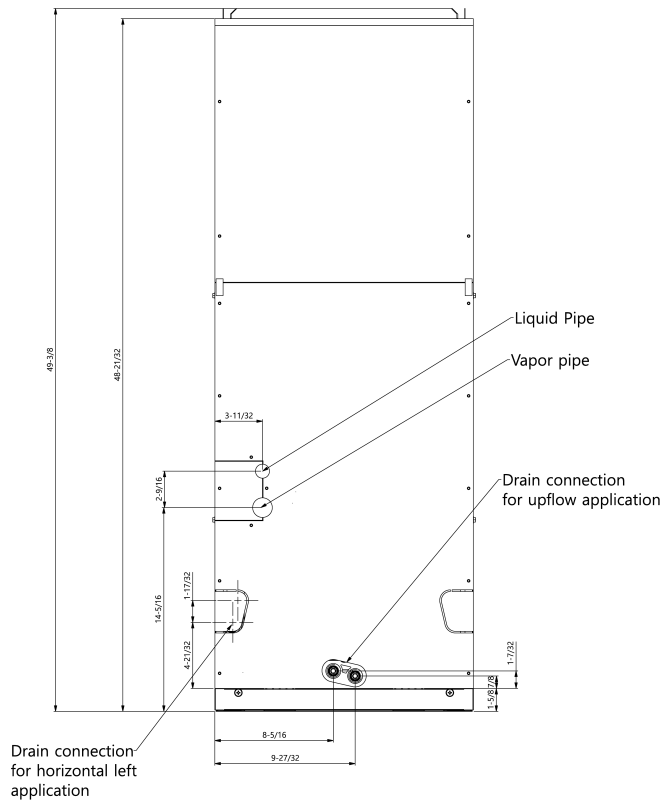
Tag No.: _____

Date: _____


PO No.: _____



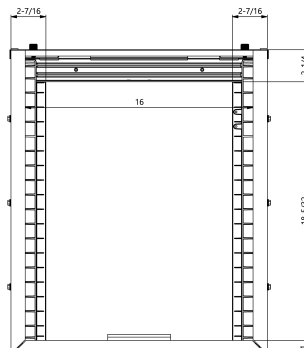
Top View



Front View



Side View



Bottom View