

Job Name/Location:**Tag No.:****Date:**

For:	File	Resubmit
	Approval	Other

PO No.:**Architect:****GC:****Engr:****Mech:****Rep:**

(Company)

(Project Manager)

ARWM121CAS5**Multi V™ Water V 575V****10 Ton Water Source Unit for Heat Pump and Heat Recov-****Performance:**

Cooling Mode:

Nominal Capacity (Btu/h) ¹	119,700
---------------------------------------	---------

Heating Mode:

Nominal Capacity (Btu/h) ¹	135,000
---------------------------------------	---------

Rated capacity is certified under AHRI Standard 1230. Ratings are subject to change without notice. Current certified ratings are available at www.ahridirectory.org.

Electrical:^{5,6}

Power Supply (V/Hz/Ø)	575/60/3
MOP (A)	20
MCA (A)	11.7
Rated Amps (A)	9.3

Piping:⁷

Refrigerant Charge (lbs.)	9.9
Liquid (in., O.D.)	1/2
High Pressure Vapor (in., O.D.)	3/4
Low Pressure Vapor (in., O.D.)	1-1/8

Water Piping:⁷

Inlet / Outlet (inches)	1-1/2
-------------------------	-------

Condenser Water:

Flow Rate (gpm)	30.4
Pressure Drop (ft.-w.g.)*	7.23

* Pure water. See Propylene and Ethylene glycol tables in the MV Water 5 Engineering manual for adjustment if fluid mixture contains antifreeze.

Condensate Piping:

Condensate Line (inches)	3/4
--------------------------	-----

Standard Features:

- Fault Detection and Diagnosis
- Smart Oil Control
- HiPOR (High Pressure Oil Return)
- Internal Refrigerant Cooling Control
- Subcooling and Vapor Injection Control

Standard Accessories:
☐ PT / NPT Conversion Thread
Optional Accessories:
☐ Variable Water Flow Valve Control Kit - PWFCCKN000
Water Operating Range:²

Cooling Mode Entering Water Range (°F)	50 - 113
Heating Mode Entering Water Range (°F)	23 - 113
Synchronous Mode Entering Water Range (°F)	23 - 113

Unit Data:

Refrigerant Type	R410A
Refrigerant Control	EEV
Max. Number of Indoor Units	20
Sound Pressure dB(A) ³	
Cooling / Heating	54/54
Weight	
Net (lbs.)	348
Shipping (lbs.)	370
Communication Cable (No x AWG) ^{5,6}	2 x 18
Heat Exchanger Type	Stainless Steel Plate

Compressor:

Type	Hermetic Scroll
Drive	Inverter
Quantity	1
Oil / Type	PVE / FVC68D

Notes:

1. Rated capacity is certified under AHRI Standard 1230. Ratings are subject to change without notice. Current certified ratings are available at www.ahridirectory.org
2. When entering water temperature in cooling mode is lower than 59°F, variable water flow control kit PWFCCKN000 is required. When entering water temperature is lower than 50°F, water solution must be minimum 45% antifreeze.
3. Sound pressure levels are tested in an anechoic chamber under ISO 3745 Standard.
4. Value calculated as follows: Delta T = Total Heat of Rejection/(Nominal Flow Rate x 500)
5. Communication cable between Master ODU to Slave ODU(s), and Master ODU to IDUs/HRUs to be 18 AWG, 2-conductor, twisted, stranded and shielded. Ensure the communication cable shield is properly grounded to the Master ODU chassis only. Do not ground ODUs to IDUs/HRU communication cable at any other point.
6. Power wiring is field provided, solid or stranded and must comply with all applicable local and national codes.
7. LG Requires that LATS software be used on all projects to ensure correct line sizing. Designer must verify the shop drawing design against the as built design using LATS. Contractor must also use LG manufactured Y-Branch and Header Kits only.



Job Name/Location

ARWM121CAS5

Multi V™ Water 5 Heat Pump/Heat Recovery

10 Ton Water Source Unit

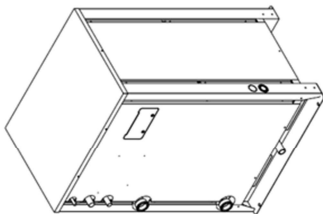


Tag No: _____

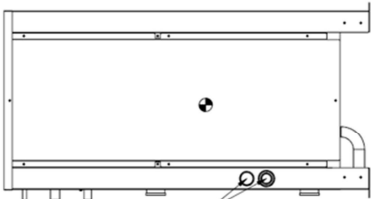
Date: _____

PO No: _____

X	13-1/16"
Y	11-1/4"
Z	19-11/16"
W	30-3/8"
D	21- 1/2"
H	44-1/8"
L1	7-3/16"
L2	25-3/4"
L3	33-7/8"
L4	37-7/8"
L5	41-1/2"
L6	3"
L7	1-15/16"
L8	15-3/16"
M1	22-9/16"
M2	1/2"
M3	2-3/16"
M4	25-7/8"

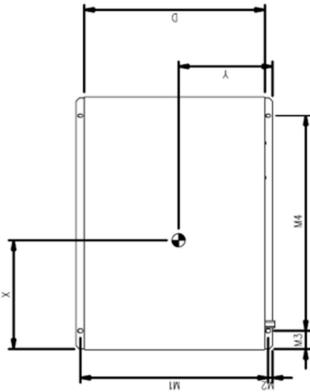


Isometric

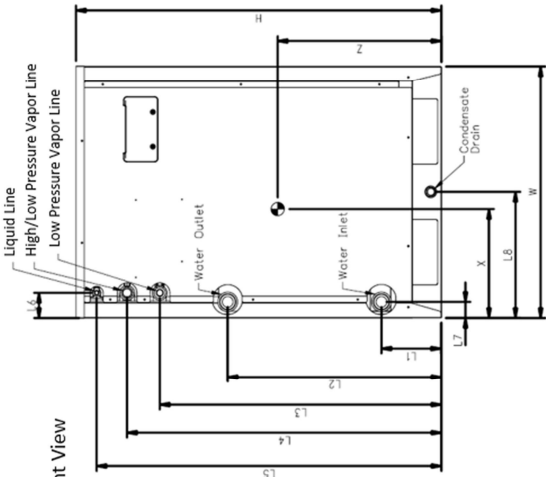


Side View

Wiring Entry



Top View



Front View

For continual product development, LG reserves the right to change specifications without notice.