

Job Name/Location:

Tag No.:

Date:

For: File Resubmit  
Approval Other

PO No.:

Architect:

GC:

Engr:

Mech:

Rep:

(Company)

(Project Manager)

**ARUM312BTE5**

Multi V™ 5 with LGRED° 208-230V ODU

(a) ARUM096BTE5

(b) ARUM216BTE5

26 Ton Dual Frame Heat Pump and Heat Recovery

**Performance:**

Cooling Mode:

Nominal Capacity (Btu/h)	312,000
Power Input <sup>1</sup> (kW)	20.70

Heating Mode:

Nominal Capacity (Btu/h)	351,000
Power Input <sup>1</sup> (kW)	24.49

Rated capacity is certified under AHRI Standard 1230. Ratings are subject to change without notice. Current certified ratings are available at [www.ahridirectory.org](http://www.ahridirectory.org).

**Electrical:**

Frame	(a) ARUM096BTE5	(b) ARUM216BTE5
Power Supply (V/Hz/Ø) <sup>1</sup>	208-230/60/3	208-230/60/3
MOP (A)	40	80
MCA (A)	28.5	60.3
Rated Amps (A)	24.4	54.2
Compressor A (A)	16.4	24.3
Compressor B (A)	-	21.9
Fan (A)	8.0	8.0

**Piping:<sup>2</sup>**

Frame	(a) ARUM096BTE5	(b) ARUM216BTE5
Refrigerant Charge (lbs.)	23.2	37.5
Liquid (in., O.D.)	3/8 Braze	5/8 Braze
High Pressure Vapor (Heat Recovery only; in, O.D.)	3/4 Braze	1-1/8 Braze
Low Pressure Vapor (in., O.D.)	7/8 Braze	1-1/8 Braze

**Standard Features:**

- Advanced Smart Load Control
- Intelligent Heating
- HiPOR (High Pressure Oil Return)
- Smart Oil Control
- Night Quiet Operation
- Fault Detection and Diagnosis
- Active Refrigerant Control
- Variable Heat Path Exchanger
- Subcooling and Vapor Injection Control
- Liquid Cooled Inverter Controller
- Advanced Comfort Cooling

**Required Accessories:**

- ☐ ARCNB21 (Frame Connector Y-branch, 3 pipe heat recovery)
- ☐ ARCNN21 (Frame Connector Y-branch, 2 pipe heat pump)

**Optional Accessories:**

- ☐ Air Guide - ZAGDKA52A (2 required)
- ☐ Hail Guard Kit - ZHGDKA52A (2 required)
- ☐ Low Ambient Baffle Kit - ZLABKA52A (2), Control Kit - PRVC2 (1 per system)
- ☐ Base Pan Heater - ZPLT1A52A

**\*\*Cooling operating range can be extended to -13°F if the optional low ambient baffle kit and low ambient control kit are installed.**

**This is the range in which the unit can operate as continuous operation.**

For continual product development, LG reserves the right to change specifications without notice.

© LG Electronics Canada, Inc., North York, ON. All rights reserved. "LG Life's Good" is a registered trademark of LG Corp. /www.lgvr.ca

**Operating Range:**

Cooling (°F DB)**	5 - 122
Heating (°F WB)	-22 - 61
Synchronous	
Cooling Based (°F DB)	14 - 81
Heating Based (°F WB)	14 - 61

**Unit Data:**

Refrigerant Type	R410A
Refrigerant Control	EEV
Max. Number of Indoor Units <sup>3</sup>	52
Sound Pressure <sup>4</sup> dB(A)	65.0
Weight	
Frame	(a) ARUM096BTE5 (b) ARUM216BTE5
Net (lbs.)	507 666
Shipping (lbs.)	534 694
Communication Cable (No x AWG) <sup>5</sup>	2 x 18
Heat Exchanger Coating	Black Coated Fin™

**Compressor:**

Type	HSS DC Scroll
Quantity	3
Oil / Type	PVE / FVC68D

**Fan:**

Type	Propeller
Quantity (a) + (b)	4
Motor Drive	Brushless Digitally Controlled Direct
Air Flow Rate (a) + (b) (CFM)	22,600

**Notes:**

1. Power wiring cable size must comply with the applicable local and national codes. Cables terminate at each frame.
2. For main pipe segment size, refer to the LATS Multi V tree diagram.
3. The combination ratio must be between 50-130%.
4. Sound pressure levels are tested in an anechoic chamber under ISO Standard 3745 for the combination of outdoor units.
5. Communication cable between ODU and IDUs must be 2-conductor, 18 AWG, twisted, stranded, and shielded. Ensure the communication cable shield is properly grounded to the Main ODU chassis only. Do not ground the communication cable at any other point. Wiring must comply with all applicable local and national codes.
6. Acceptable operating voltage: 187 - 253V
7. The order of these units on the submittal (i.e., a+b) does not represent the installation order. Highest capacity unit is used as the Main, followed by the smaller size as Sub 1.

**LGRED°**  
Powerful Heat Technology



SB\_MultiV\_5\_ODU\_ARUM312BTE5\_2023\_01

Page 1 of 3

# ARUM312BTE5

Multi V™ 5 with LGRED° 208-230V ODU

26 Ton Dual Frame Heat Pump and Heat Recovery

(a) ARUM096BTE5

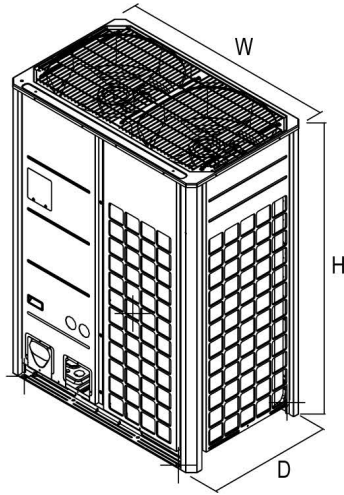
(b) ARUM216BTE5



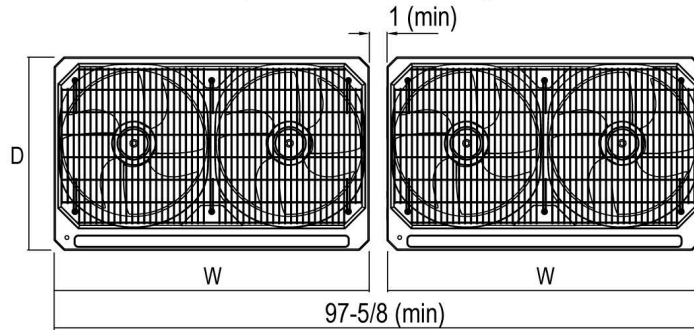
Tag No.: \_\_\_\_\_

Date: \_\_\_\_\_

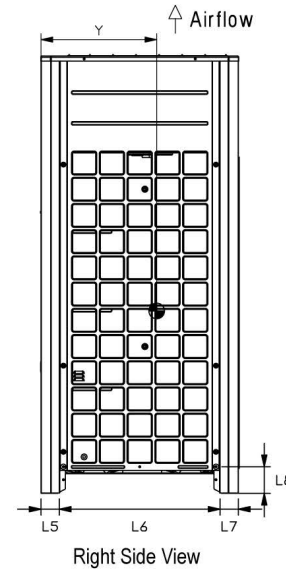
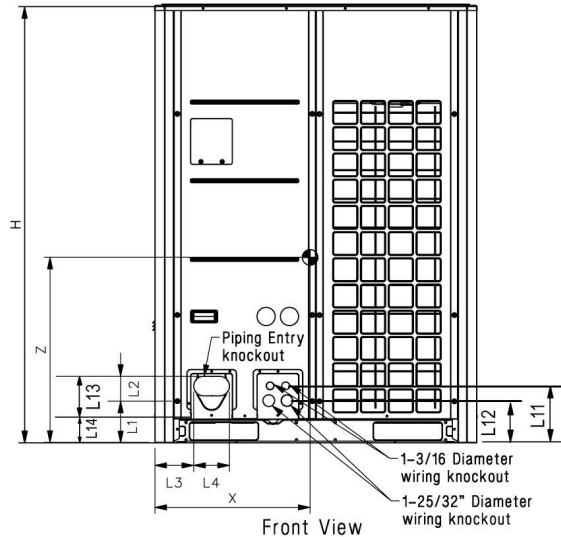
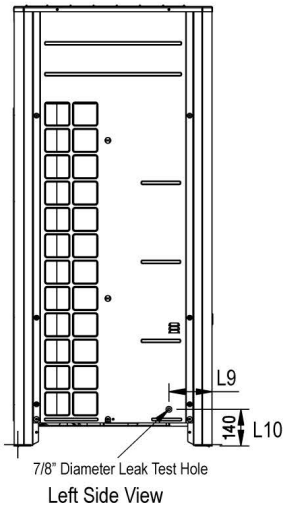
PO No.: \_\_\_\_\_



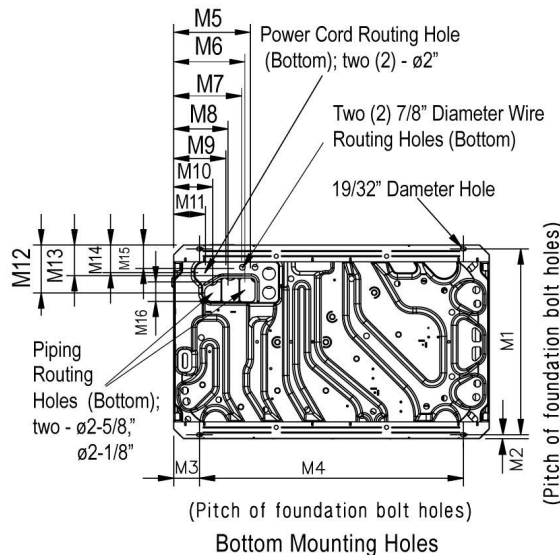
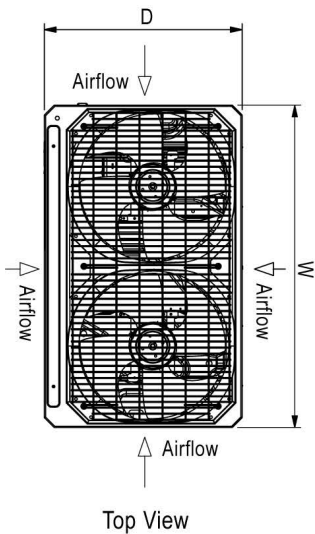
Typical Dual Frame Configuration



**Note:** Please refer to multi-frame placement information and piping rules in the Multi V 5 Engineering Manual and the Multi V 5 Installation Manual. Minimum spacing between frames is 1 inch.



W	48-13/16"
H	66-17/32"
D	29-29/32"
L1	6-5/16"
L2	3-3/4"
L3	5-29/32"
L4	5-13/32"
L5	2-25/32"
L6	24-9/32"
L7	2-25/32"
L8	4-1/32"
L9	6-1/2"
L10	5-9/16"
L11	8-5/8"
L12	6-7/16"
L13	9-15/16"
L14	3-5/8"



M1	28-25/32"
M2	5/8"
M3	3-15/16"
M4	40-15/16"
M5	11-15/16"
M6	11-1/16"
M7	10-1/2"
M8	8-7/16"
M9	8-1/8"
M10	6-1/16"
M11	4-15/16"
M12	7-1/2"
M13	4-13/16"
M14	4-5/16"
M15	3-5/8"
M16	3"

Center of Gravity	
X	23-7/32"
Y	15-5/8"
Z	25-9/16"

All dimensions have a tolerance of  $\pm 0.25$  in.  
[Unit: inch]



Job Name/Location: \_\_\_\_\_

**ARUM312BTE5**  
Multi V™ 5 with LGRED° 208-230V ODU  
26 Ton Dual Frame Heat Pump and Heat Recovery



Tag No.: \_\_\_\_\_

Date: \_\_\_\_\_

PO No.: \_\_\_\_\_

**AHRI Data:**

Reference Number	Indoor Type	Cooling Capacity (95°F)	EER (95°F)	IEER	SCHE	High Heating Capacity (47°F)	High COP (47°F)	Low Heating Capacity (17°F)	Low COP (17°F)
205281474	Ducted Indoor Units	298,000	11.00	21.00	21.00	332,000	3.25	222,000	2.30
202519365	Non-Ducted Indoor Units	298,000	11.00	22.00	24.00	332,000	3.53	222,000	2.48