

Date:

For: File Resubmit

PO No.:

Approval Other

Architect:

GC:

Engr:

Mech:

Rep:

(Company)

(Project Manager)



ARUB480DTE4 (a) ARUB145DTE4¹
 Multi V™ IV Heat Recovery (b) ARUB169DTE4¹
 40.0 Ton Outdoor Unit (c) ARUB169DTE4



Performance:

Cooling Mode:

Nominal Capacity (Btu/h)	480,000
Power Input ² (kW)	34.16

Heating Mode:

Nominal Capacity (Btu/h)	540,000
Power Input ² (kW)	34.47

Nominal Capacity is outside the scope of AHRI Standard 1230 and based on the following conditions:

Indoor: 80°F DB / 67°F WB Indoor: 70°F DB
 Outdoor: 95°F DB Outdoor: 47°F DB / 43°F WB

Electrical: (a) ARUB145DTE4¹ (b) ARUB169DTE4¹ (c) ARUB169DTE4¹

Power Supply (V/Hz/Ø)	460/60/3	460/60/3	460/60/3
MOP (A)	50	50	50
MCA (A)	35.8	35.8	35.8
Rated Amps (A)	31.7	31.7	31.7
Compressor A (A)	16.2	16.2	16.2
Compressor B (A)	12.9	12.9	12.9
Fan (A)	2.6	2.6	2.6

Piping: (a) ARUB145DTE4¹ (b) ARUB169DTE4¹ (c) ARUB169DTE4¹

Refrigerant Charge (lbs)	23.6	23.6	23.6
Liquid Line ³ (in, OD)	5/8	5/8	5/8
Vapor Line High ³ (in, OD)	7/8	7/8	7/8
Vapor Line Low ³ (in, OD)	1-1/8	1-1/8	1-1/8

Standard Features:

- HiPOR (high pressure oil return)
- Smart Oil Control
- Capable of Split Frame Defrost
- Night Quiet Operation
- Fault Detection and Diagnosis

Required Accessories:

- ARCNB21 (frame connector Y-branch)
- ARCNB31 (frame connector Y-branch)

Optional Accessories:

- Air Guide (8-12 ton outdoor units) - PRAGX3S0 (6 required)
- Hail Guard Kit - ZHGDKA04A (3 required)
- Low Ambient Baffle Kit for 8-14 Ton ODU's - ZLABKA03A (3 required)**

**(-9.9°F achieved only when all IDU's are operating in cooling mode.
 Does not impact synchronous operating range.)

Operating Range:

Cooling (°F DB)**	14 – 122
Heating (°F WB)	-13 – 61
Synchronous	
Cooling Based (°F DB)	14 – 81
Heating Based (°F WB)	14 – 61

Unit Data:

Refrigerant Type	R410A
Refrigerant Control	EEV
Max Number of Indoor Units ⁴	64
Sound Pressure ⁵ dB(A)	64.3
Net Unit Weight (a) + (b) + (c) (lbs)	672 + 672 + 672
Shipping Weight (a) + (b) + (c) (lbs)	705 + 705 + 705
Communication Cable ⁶ (No x AWG)	2 X 18
Heat Exchanger Coating	GoldFin™

Compressor:

Compressor Type	High Side Shell (HSS) DC Scroll
Compressor Quantity	6
Oil/Type	PVE/FVC68D

Fan:

Type	Propeller
Quantity (a) + (b) + (c)	6
Motor/Drive	Brushless Digitally Controlled/Direct
Air Flow Rate (a) + (b) + (c) (CFM)	30,600

Notes:

- 1.ARU*145****/ARU*169**** frames are ONLY for use in large capacity triple frame combinations. They cannot be used as standalone models or in a dual frame combination. These frames ARE NOT interchangeable with ARU*144****/ARU*168**** single frame models.
- 2.For AHRI ratings, refer to the AHRI website <http://www.ahridirectory.org>.
- 3.For main pipe segment size, refer to the LATS Multi V tree diagram.
- 4.The combination ratio must be between 50-130%.
- 5.Sound Pressure levels are tested in an anechoic chamber under ISO Standard 3745 for the combination of outdoor units.
- 6.All communication cable to be minimum 18 AWG, 2-conductor, stranded, shielded and must comply with applicable local and national code. Cables terminate at each frame.
- 7.Nominal data is rated 0 ft above sea level, with 25 ft of refrigerant line per indoor unit and a 0 ft level difference between outdoor and indoor units. All capacities are net with a combination ratio between 95-105%.
- 8.Power wiring cable size must comply with the applicable local and national code. Cables terminate at each frame.
- 9.The voltage tolerance is 414-528V.



Job Name/Location:

ARUB480DTE4
 Multi V™ IV Heat Recovery
 40.0 Ton Outdoor Unit

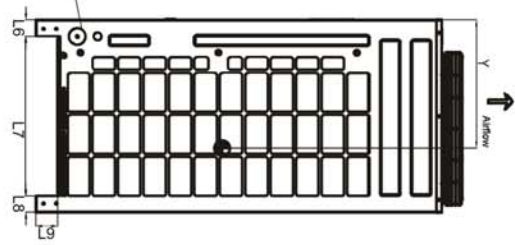
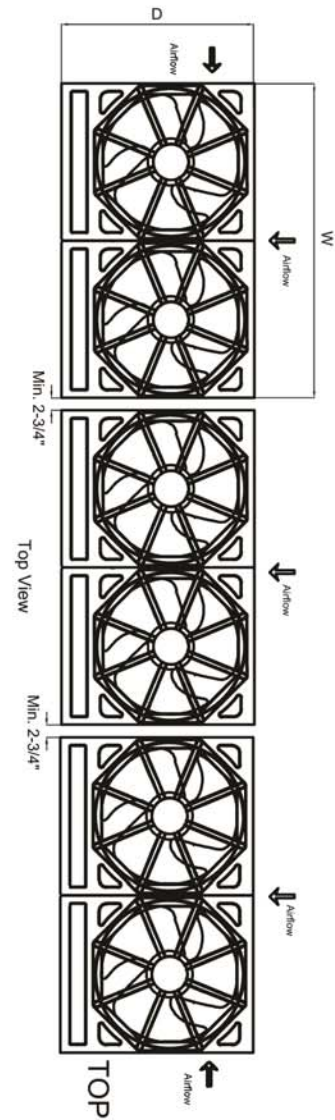
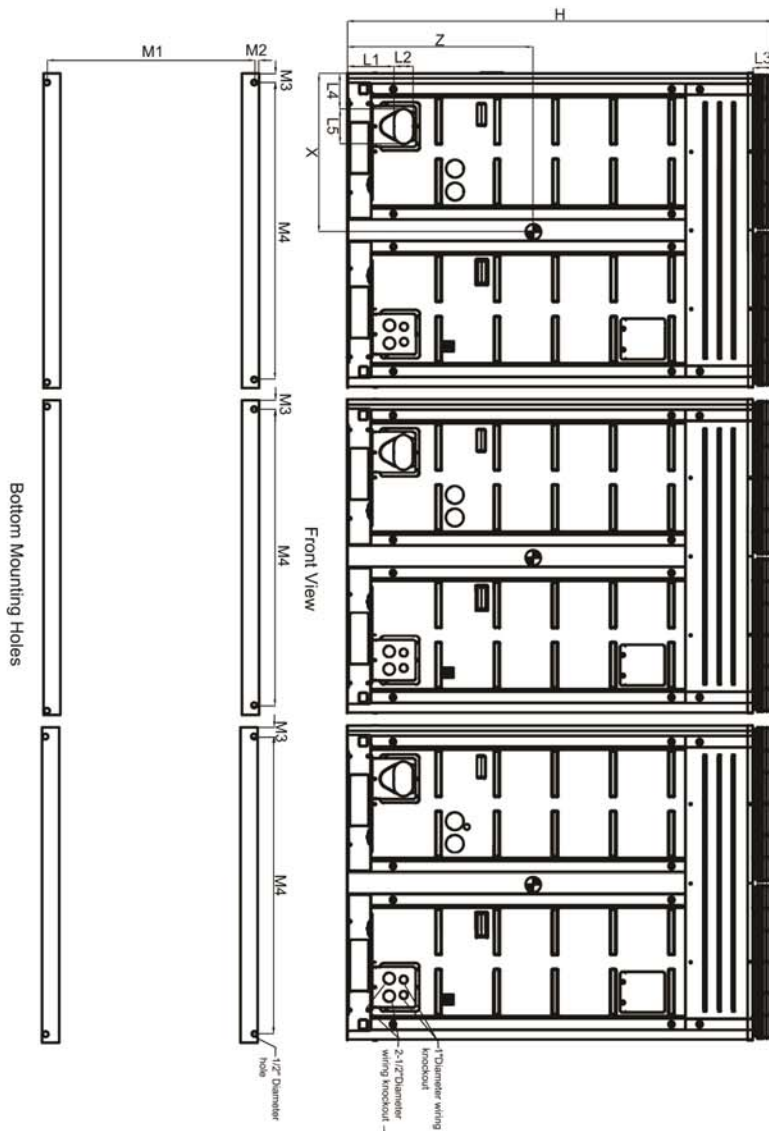
(a) ARUB145DTE4¹
 (b) ARUB169DTE4¹
 (c) ARUB169DTE4



Tag #:

Date:

PO No.:



W	48-13/16"
D	29-15/16"
H	66-1/8"
L1	7-1/4"
L2	2-15/16"
L3	3-1/8"
L4	5-1/2"
L5	5-3/8"
L6	2-9/16"
L7	24-3/16"
L8	2-9/16"
L9	3-5/16"
M1	29-1/16"
M2	7-1/6"
M3	2-5/8"
M4	43-3/8"

Center of Gravity

X	24-3/4"
Y	21-9/16"
Z	29-7/8"

Note - All dimensions have a tolerance of ± 0.25 in.
 = Center of Gravity