

Date: _____ For: File Resubmit
 PO No.: _____ Approval Other _____
 Architect: _____ GC: _____
 Engr: _____ Mech: _____
 Rep: _____
 (Company) (Project Manager)



ARNU093TRC4
Multi V™ 4-Way Ceiling Cassette
9,600 Btu/h Indoor Unit

Performance:

Total Cooling Capacity (Btu/h)	9,600
Heating Capacity (Btu/h)	10,900
Power Input ¹ (W)	30

Cooling Nominal Test Conditions: Indoor: 80°F DB/67°F WB Outdoor 95°F DB
 Heating Nominal Test Conditions: Indoor: 70°F DB Outdoor 47°F DB/43°F WB

Electrical:

Power Supply (V/Hz/∅)	208-230/60/1
Rated Amps (A)	0.2

Piping:

Refrigerant:

Liquid Line (in, OD)	1/4 Flare
Vapor Line (in, OD)	1/2 Flare

Condensate:

Condensate Line (in, OD)	1
Factory Installed Pump ²	Yes

Controls Features:

- Auto changeover (Heat Recovery Only)
- Auto operation
- Auto restart
- Child lock
- Dual thermistor control
- Dual setpoint control
- Group control
- High ceiling
- Hot start
- Self diagnostics
- Timer (on/off)
- Weekly schedule
- Auto direction/swing (up/down)
- Fan speed control
- Multiple aux heater applications
- Swirl wind (alternating vanes)
- Jet cool (fast cooling)
- Filter life and power consumption display

Required Accessories:

- Grille Kit (PT-UQC or PT-QCHW0)

Optional Accessories:

- Wireless Remote Controller - PQWRHQ0FDB
- LG Programmable Controller - PREMTB10U
- LG Premium Controller - PREMTA000
- Simple Controller with Mode (Black) - PQRVCLOQ
- Simple Controller with Mode (White) - PQRVCLOQW
- Simple Controller without Mode (Black) PQRCHCA0Q
- Simple Controller without Mode (White) - PQRCHCA0QW
- Simple Dry Contact (1 contact, 24 VAC external power) - PQDSB1
- Dry Contact for Economizer - PQDSBC1
- Dry Contact for Third Party Thermostat - PQDSBNGCM1
- Wall Mounted Temperature Sensor - PQRSTA0
- Ventilation Kits - PTVK430
- Plasma Filter Kit - PTPKQ0

For continual product development, LG reserves the right to change specifications without notice.

Entering Mixed Air:

Cooling Max ³ (°F WB)	76
Heating Min (°F DB)	59

Unit Data:

Refrigerant Type	R410A
Refrigerant Control	EEV
Sound Pressure ⁴ dB(A) (H/M/L)	30/29/27
Primary Filter Type	Washable
Secondary Filter Type ⁵	Plasma
Net Weight (lbs)	32
Shipping Weight (lbs)	38
Grille Weight (lbs)	7
Grille Shipping Weight (lbs)	11

Fan:

Type	Turbo
Quantity	1
Motor/Drive	Brushless Digitally Controlled/Direct
Motor Quantity	1
Airflow Rate H/M/L (CFM)	283/265/251

Notes:


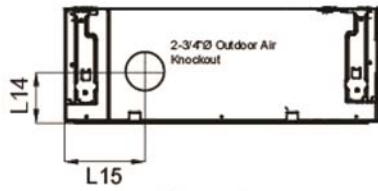
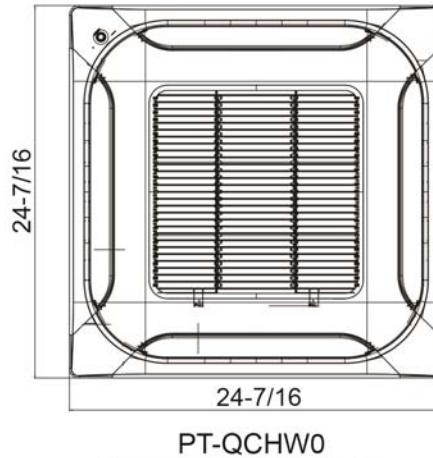
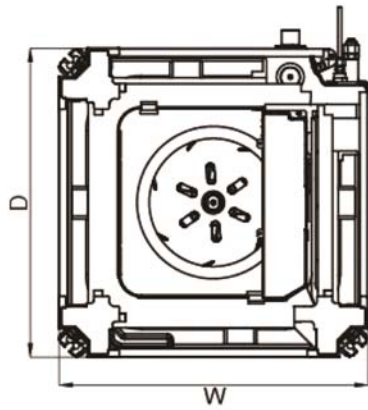
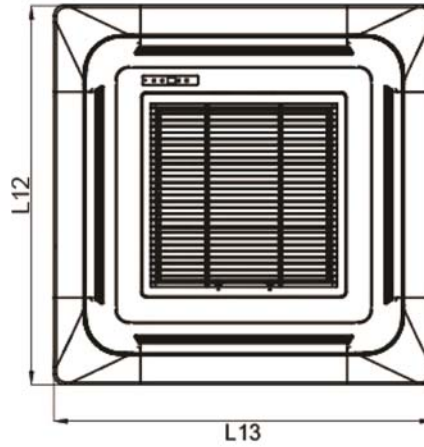
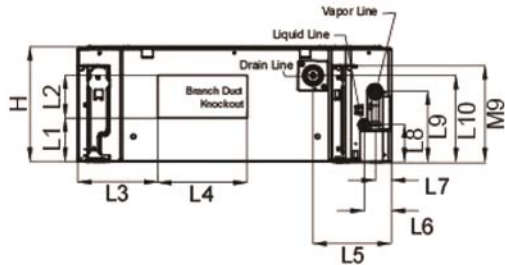
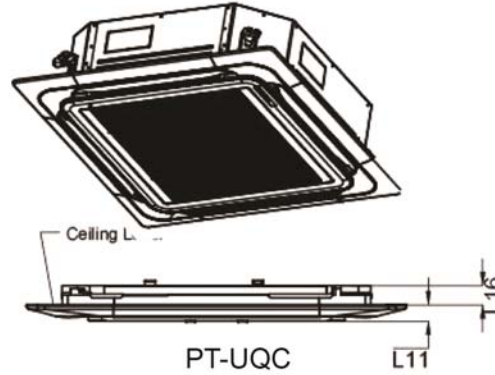
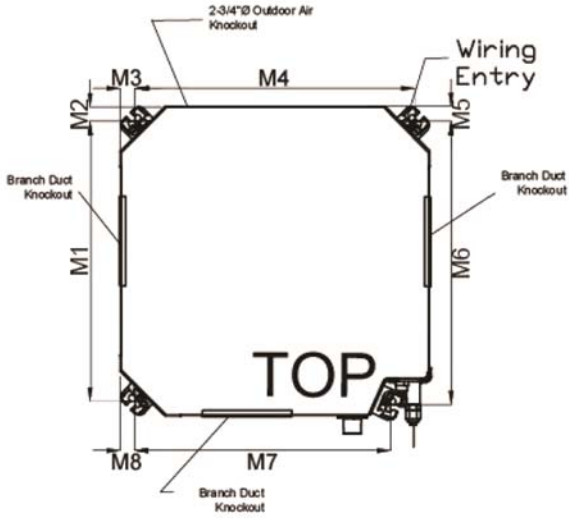
- 1.The Power Input is rated at high speed.
- 2.Maximum lift is 27 in from bottom of unit.
- 3.See Engineering Manual for sensible and latent capacities.
- 4.Sound Pressure levels are tested in an anechoic chamber under ISO Standard 3745.
- 5.Plasma filter kit accessory available separately.
- 6.All communication cable to be minimum 18 AWG, 2-conductor, stranded, shielded and must comply with applicable local and national code.
- 7.Power wiring cable size must comply with the applicable local and national code.
- 8.This unit comes with a dry nitrogen charge.
- 9.This data is rated 0 ft above sea level, with 25 ft of refrigerant line per indoor unit and a 0 ft level difference between outdoor and indoor units. All capacities are net with a combination ratio between 95 – 105%.
- 10.Must follow installation instructions in the applicable LG installation manual



ARNU093TRC4
 Multi V™ 4-Way Ceiling Cassette
 9,600 Btu/h Indoor Unit



Tag #: _____
 Date: _____
 PO No.: _____



Note - All dimensions have a tolerance of ± 0.25 in.

W	22-7/16"
H	8-7/16"
D	22-7/16"
L1	2-1/8"
L2	3-1/8"
L3	5-13/16"
L4	6-1/2"
L5	5-5/8"
L6	1-15/16"
L7	1-3/16"
L8	2-3/4"
L9	5-1/8"
L10	6-5/16"
L11	7/8"
L12	27-9/16"
L13	27-9/16"
L14	3-7/16"
L15	5-7/8"
L16	1-3/16"
M1	20-3/8"
M2	1-1/16"
M3	1-1/16"
M4	20-3/8"
M5	1-1/16"
M6	20-5/8"
M7	18-3/16"
M8	1-1/16"
M9	6-15/16"