

Job Name/Location:

Tag #:

Date:

For: File Resubmit
 Approval Other _____

PO No.:

Architect: _____ GC: _____

Engr: _____ Mech: _____

Rep: _____
 (Company) (Project Manager)



ARNU283BRA2
 Multi V™ Ducted (High Static)
 28,000 Btu/h Indoor Unit

Performance:

Total Cooling Capacity (Btu/h)	28,000
Heating Capacity (Btu/h)	31,500
Power Input ¹ (W)	450

Cooling Nominal Test Conditions: Indoor: 80°F DB/67°F WB Outdoor: 95°F DB
 Heating Nominal Test Conditions: Indoor: 70°F DB Outdoor: 47°F DB/43°F WB

Electrical:

Power Supply (V/Hz/Ø)	208-230/60/1
Rated Amps (A)	2.3

Piping:

Refrigerant:

Liquid Line (in, OD)	3/8 Flare
Vapor Line (in, OD)	5/8 Flare

Condensate:

Condensate Pump Drain ² (in,OD)	1 Plain
Gravity Drain Plugged (in, OD)	1 MPT

Controls Features:

- Auto changeover (Heat Recovery only)
- Auto operation
- Auto restart
- Child lock
- Dual thermistor control
- Group control
- Hot start
- Self diagnostics
- Sleep mode
- Timer (on/off)
- Weekly schedule
- Soft dry (dehumidification)
- Fan speed control

Optional Accessories:

- Wireless Handheld Remote Controller³ - PQWRHDF0
- LG Programmable Thermostat - PREMTB10U
- Simple Controller with Mode (Black) - PQRVCVLOQ
- Simple Controller with Mode (White) - PQRVCVLOQW
- Simple Controller without Mode (Black) PQRCHCA0Q
- Simple Controller without Mode (White) - PQRCHCA0QW
- Dry Contact Unit (1 contact, 24 VAC external power) - PQDSB1
- Dry Contact with Economizer Interface- PQDSBC1
- Dry Contact for Third Party Thermostat - PQDSBNGCM1
- Wall Mounted Temperature Sensor - PQRSTA0
- High Efficiency Filter Box for BR HSD Chassis - ZFBXBR01A
- Dynamic V8 2VL Low Profile Air Cleaner - ZPLMV201A
- Dynamic V8 4VL Air Cleaner - ZPLMV402A
- Dynamic V8 VL Replacement Filter Pads (4-Pack) - ZFLT1301A
- Dynamic V8 VL Replacement Filter Pads (24 Pack) - ZFLT1302A
- Return Air Grille - Louvered (one per plenum) - ZGRLRA01A
- Return Air Grille - Egg Crate (one per plenum) - ZGRLRA02A
- 2VL Low Profile Return Air Plenum - ZPLMV201A
- 4VL Return Air Plenum - ZPLMV402A

For continual product development, LG reserves the right to change specifications without notice.

LG Electronics U.S.A., Inc., Englewood Cliffs, NJ. All rights reserved. "LG Life's Good" is a registered trademark of LG Corp. /www.lghvac.com

Entering Mixed Air:

Cooling Max ⁴ (°F WB)	76
Heating Min (°F DB)	59

Unit Data:

Refrigerant Type	R410A
Refrigerant Control	EEV
Sound Pressure ⁵ dB(A) (H/M/L)	41/40/39
Filter Type	Washable
MERV	N/A
Filter Quantity	1
Filter Dimensions ⁶	11-5/8" x 43-3/4" x 1/4"
Net Unit Weight (lbs)	117
Shipping Weight (lbs)	132

Fan:

Type	Sirocco
Fan Quantity	2
Motor/Drive	Brushless Digitally Controlled/Direct
Motor Quantity	2
Airflow Rate H/M/L (CFM)	1,278/1,134/1,007
External Static Pressure (ESP) ⁷ (in wg)	0.55
Minimum ESP/Fan Setting Value ⁸	0.19/91
Maximum ESP/Setting Value ⁸	0.78/126

Notes:

- 1.The Power Input is rated at high speed.
- 2.Maximum lift is 27 in from bottom of unit. Check valve not included (field supplied).
- 3.Requires an LG Programmable Thermostat, Simple Controller with Mode or a Simple Controller without Mode.
- 4.See Engineering Manual for sensible and latent capacities.
- 5.Sound Pressure levels are tested in an anechoic chamber under ISO Standard 3745.
- 6.Actual filter sizes may vary.
- 7.At factory fan speed setting.
8. Maximum static pressure may result in reduced airflow (CFM).
- 9.All communication cable to be minimum 18 AWG, 2-conductor, stranded, shielded and must comply with applicable local and national code.
- 10.Power wiring cable size must comply with the applicable local and national code.
- 11.This unit comes with a dry nitrogen charge.
- 12.This data is rated 0 ft above sea level, with 25 ft of refrigerant line per indoor unit and a 0 ft level difference between outdoor and indoor units. All capacities are net with a combination ratio between 95 – 105%.
- 13.Must follow installation instructions in the applicable LG installation manual.



ARNU283BRA2

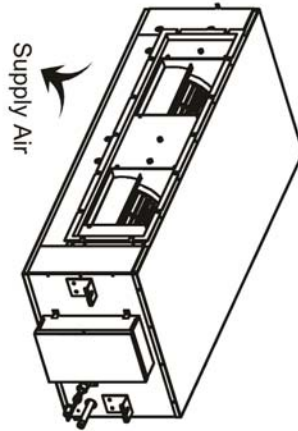
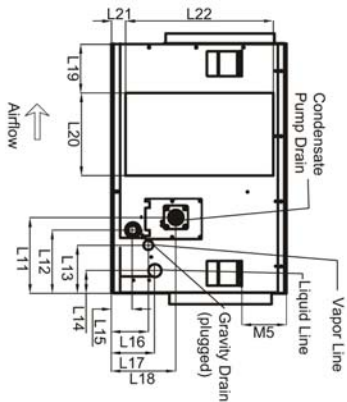
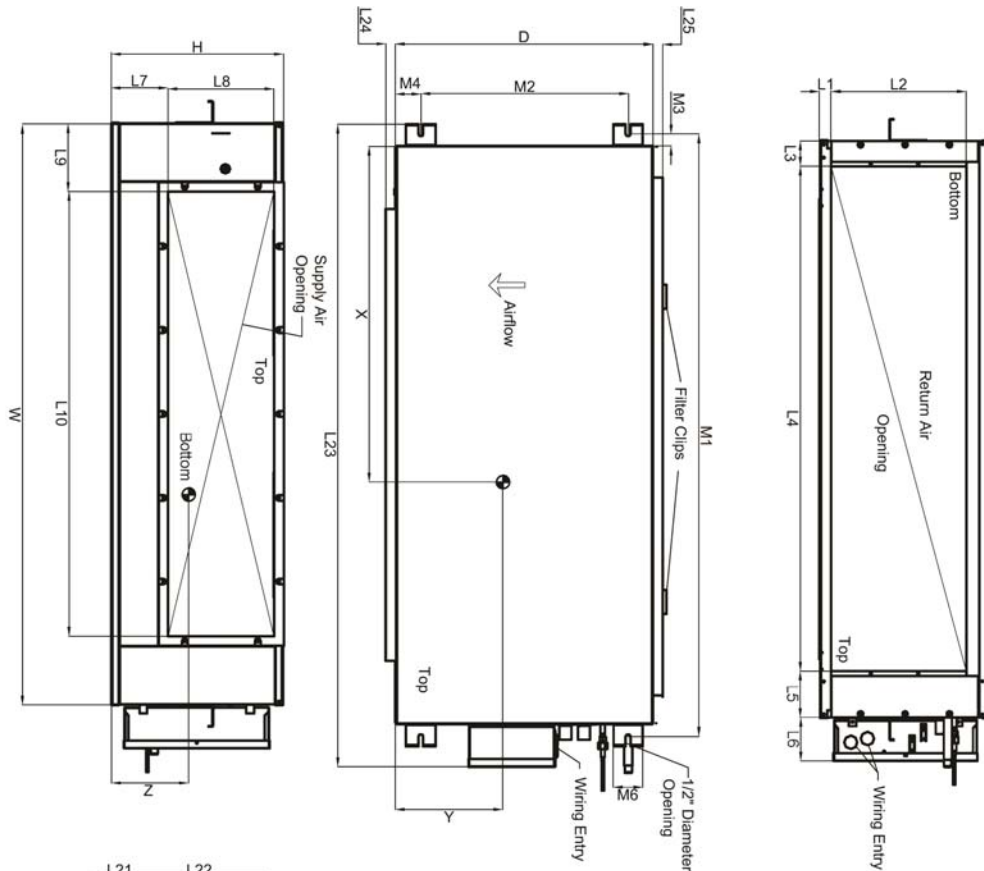
Multi V™ Ducted (High Static)
28,000 Btu/h Indoor Unit



Tag #:

Date:

PO No.:



Center of Gravity

Dimensions do not include insulation. Add approximately 1/8" to account for external factory applied insulation on the top, bottom, ends, and front surfaces. Duct connection dimensions are all outside. All dimensions have a tolerance ± 0.25 in.

W	48-1/2"
D	23-5/8"
H	15"
L1	1-1/8"
L2	10-7/8"
L3	7/8"
L4	42-15/16"
L5	4-3/4"
L6	5-1/8"
L7	2-3/4"
L8	11-5/8"
L9	4-9/16"
L10	39-5/8"
L11	8-9/16"
L12	8-5/8"
L13	4-7/8"
L14	2-13/16"
L15	1"
L16	3-1/4"
L17	4"
L18	6-7/8"
L19	4-1/16"
L20	6-7/8"
L21	1-5/8"
L22	10-3/8"
L23	56-7/8"
L24	1"
L25*	0"
M1	51-1/4"
M2	18-3/4"
M3	1-1/4"
M4	2-7/8"
M5	4-1/2"
M6	2"

* No flange/filter, retainer clips only

Center of Gravity
ARNU283BRA2

X	23-3/8"
Y	14-1/8"
Z	6-7/8"