

Date: \_\_\_\_\_ For:  File  Resubmit  
 PO No.: \_\_\_\_\_  Approval  Other \_\_\_\_\_  
 Architect: \_\_\_\_\_ GC: \_\_\_\_\_  
 Engr: \_\_\_\_\_ Mech: \_\_\_\_\_  
 Rep: \_\_\_\_\_  
 (Company) \_\_\_\_\_ (Project Manager) \_\_\_\_\_



**ARWB168DAS4**  
 Multi V™ Water IV Heat Recovery  
 14.0 Ton Water Source Unit

**Performance:**

**Cooling Mode:**

Nominal Capacity (Btu/h)	168,000
--------------------------	---------

**Heating Mode:**

Nominal Capacity (Btu/h)	189,000
--------------------------	---------

Nominal capacities are outside the scope of AHRI Standard 1230 and based on the following conditions -

Cooling Nominal Test Conditions:	Heating Nominal Test Conditions:
Indoor: 80°F DB / 67°F WB	Indoor: 68°F DB
Water Inlet Temp: 86°F	Water Inlet Temp: 68°F

**Electrical:**

Power Supply (V/Hz/Ø)	460/60/3
MOP (A)	45.0
MCA (A)	27.0
Rated Amps (A)	21.6
Recommended Fuse Amps (A):	35

**Piping:**

**Refrigerant:**

Refrigerant Charge (lbs)	6.6
Liquid Line (in, OD)	1/2
Vapor Line High (in, OD)	3/4
Vapor Line Low (in, OD)	1-1/8

**Water:**

Water Inlet/Outlet (in)	1-1/2
-------------------------	-------

**Condensate:**

Condensate Line (in)	3/4
----------------------	-----

**Standard Features:**

- Fault Detection and Diagnosis
- HiPOR (High Pressure Oil Return)
- Smart Oil Control

**Optional Accessories**

- Variable Water Flow Valve Control Kit - PWFCKN000

**Water Operating Range<sup>1</sup>:**

CLG Mode Entering Water Range (°F)	23-113
HTG Mode Entering Water Range (°F) <sup>2</sup>	14-113

**Synchronous Operating Range<sup>1</sup>:**

Entering Water Range (°F)	23-113
---------------------------	--------

**Unit Data:**

Refrigerant Type	R410A
Refrigerant Control	EEV
Max Number of Indoor Units <sup>3</sup>	29
Sound Pressure <sup>4</sup> (Cooling/Heating) dB(A)	53/57
Net Unit Weight (lbs)	309
Shipping Weight (lbs)	331
Communication Cable <sup>5</sup> (No. x AWG)	2 x 18
Heat Exchanger Type	Stainless Steel Plate
Heat Rejected to Equipment Room (Btu/h)	2,459

**Compressor:**

Compressor Type	Hermetic Scroll
Compressor Drive	Inverter
Compressor Quantity	1
Oil/Type	PVE/FVC68D

**Condenser Water:**

Flow Rate (GPM)	45.7
Pressure Drop (ft wg)	8.0

**Notes:**

1. When entering water temperature is lower than 59°F, variable water flow control kit PWFCKN000 is required.
2. When entering water temperature is lower than 23°F, water solution must be minimum 45% antifreeze.
3. The combination ratio must be between 50-130%.
4. Sound pressure levels are tested in an anechoic chamber under ISO Standard 3745.
5. All communication cable to be minimum 18 AWG, 2-conductor, stranded, shielded and must comply with applicable local and national code.
6. For AHRI ratings, refer to the AHRI website <http://www.ahridirectory.org>.
7. Nominal data is rated 0 ft above sea level, with 25 ft of refrigerant line per indoor unit and a 0 ft level difference between outdoor and indoor units. All capacities are net with a combination ratio between 95 – 105%.
8. Power wiring cable size must comply with the applicable local and national code.
9. The voltage tolerance is 414-528V.



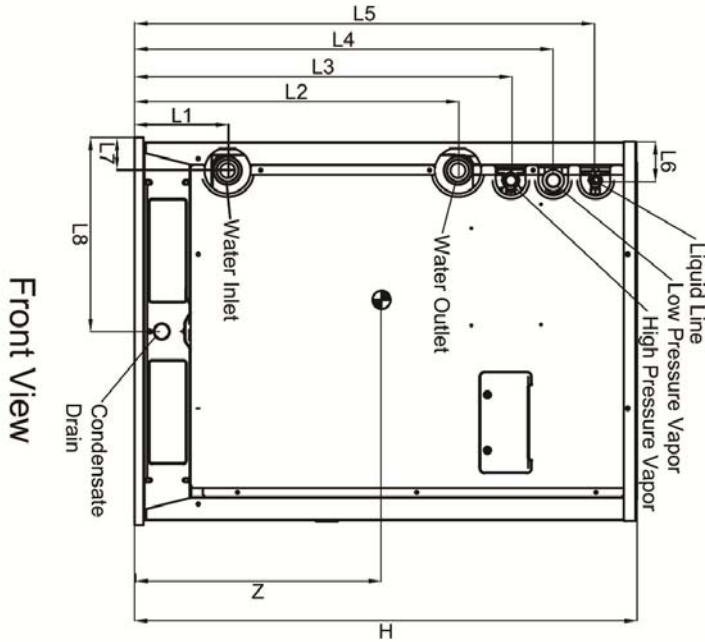
**ARWB168DAS4**  
 Multi V™ Water IV Heat Recovery  
 14.0 Ton Water Source Unit



Tag #: \_\_\_\_\_

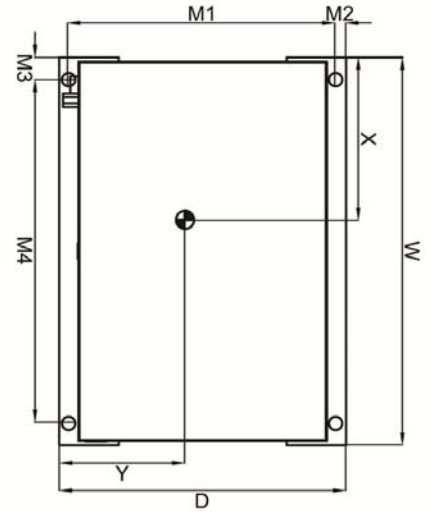
Date: \_\_\_\_\_

PO No.: \_\_\_\_\_

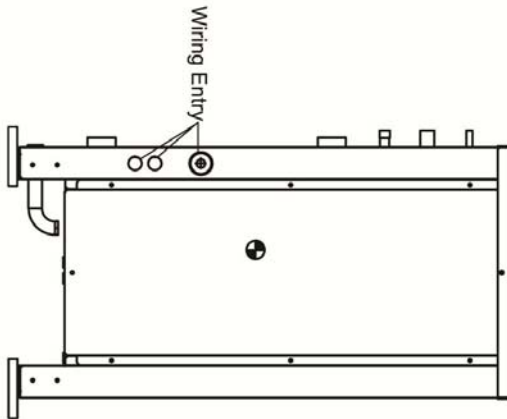


Front View

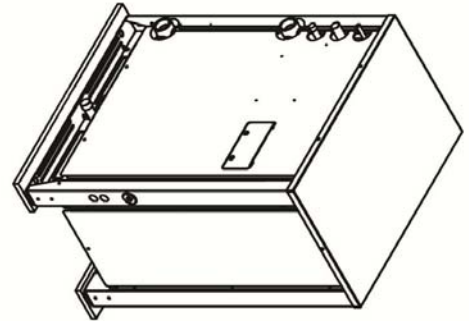
Top View



Side View



Isometric



X	13-1/2"
Y	9-13/16"
Z	16-1/2"
W	29-3/4"
D	19-3/4"
H	39-1/4"
L1	6-5/8"
L2	25"
L3	29-1/4"
L4	32-1/2"
L5	35-15/16"
L6	3-1/8"
L7	2-1/4"
L8	14-3/4"
M1	18-1/4"
M2	3/4"
M3	2-7/16"
M4	24-13/16"