

Job Name/Location:

Tag #:

Date:

For: File Resubmit

PO No.:

Approval Other

Architect:

GC:

Engr:

Mech:

Rep:

(Company)

(Project Manager)

ARWN144BAS4
Multi V™ Water IV Heat Pump
12.0 Ton Water Source Unit



Performance:

Cooling Mode:

Nominal Capacity (Btu/h)	144,000
--------------------------	---------

Heating Mode:

Nominal Capacity (Btu/h)	162,000
--------------------------	---------

Nominal capacities are outside the scope of AHRI Standard 1230 and based on the following conditions -

Cooling Nominal Test Conditions:

Indoor: 80°F DB / 67°F WB

Water Inlet Temp: 86°F

Heating Nominal Test Conditions:

Indoor: 68°F DB

Water Inlet Temp: 68°F

Electrical:

Power Supply (V/Hz/Ø)	208-230/60/3
MOP (A)	60
MCA (A)	36.0
Rated Amps (A)	28.8
Recommended Fuse Amps (A)	-

Piping:

Refrigerant:

Refrigerant Charge (lbs)	12.8
Liquid Line	1/2
Vapor Line	1-1/8

Water:

Water Inlet/Outlet (in)	1-1/2
-------------------------	-------

Condensate:

Condensate Line (in)	3/4
----------------------	-----

Standard Features:

- Fault Detection and Diagnosis
- HiPOR (High Pressure Oil Return)
- Smart Oil Control

Optional Accessories

- Variable Water Flow Valve Control Kit - PWFCCK000

Water Operating Range¹:

CLG Mode Entering Water Range (°F)	23-113
HTG Mode Entering Water Range (°F) ²	14-113

Unit Data:

Refrigerant Type	R410A
Refrigerant Control	EEV
Max Number of Indoor Units ³	23
Sound Pressure ⁴ (CLG/HTG) dB(A)	58/57
Net Unit Weight (lbs)	280
Shipping Weight (lbs)	302
Communication Cable ⁵ (No. x AWG)	2 x 18
Heat Exchanger Type	Stainless Steel Plate
Heat Rejected to Equipment Room (Btu/h)	2,664

Compressor:

Type	Hermetic Scroll
Drive	Inverter
Quantity	1
Oil/Type	PVE/FVC68D

Condenser Water:

Flow Rate (GPM)	35.5
Pressure Drop (ft wg)	9.5

Notes:

1. When entering water temperature is lower than 59°F, variable water flow control kit PWFCCK000 is required.
2. When entering water temperature is lower than 23°F, water solution must be minimum 45% antifreeze.
3. The combination ratio must be between 50-130%.
4. Sound pressure levels are tested in an anechoic chamber under ISO Standard 3745.
5. All communication cable to be minimum 18 AWG, 2-conductor, stranded, shielded and must comply with applicable local and national code.
6. For AHRI ratings, refer to the AHRI website <http://www.ahridirectory.org>.
7. Nominal data is rated 0 ft above sea level, with 25 ft of refrigerant line per indoor unit and a 0 ft level difference between outdoor and indoor units. All capacities are net with a combination ratio between 95 – 105%.
8. Power wiring cable size must comply with the applicable local and national code.
9. The voltage tolerance is ± 10%.



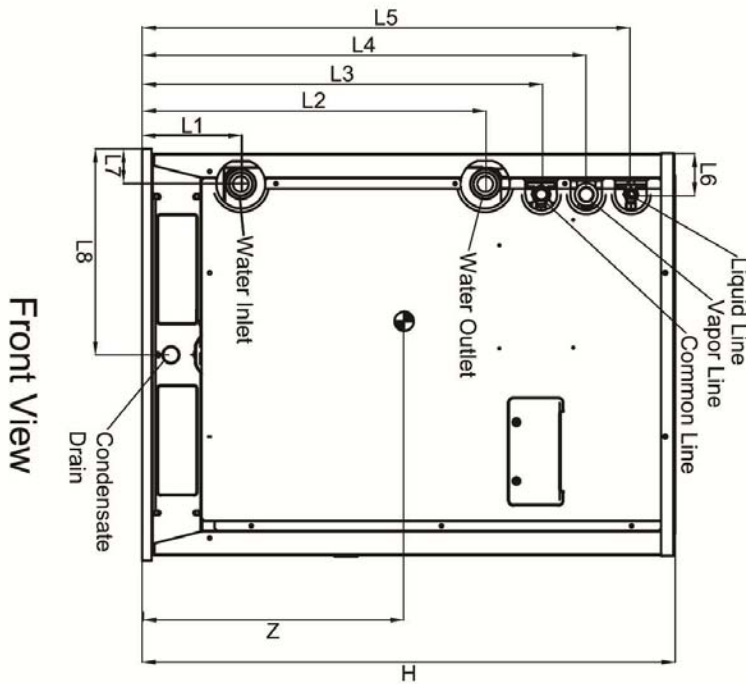
Job Name/Location:

ARWN144BAS4
 Multi V™ Water IV Heat Pump
 12.0 Ton Water Source Unit

Tag #: _____

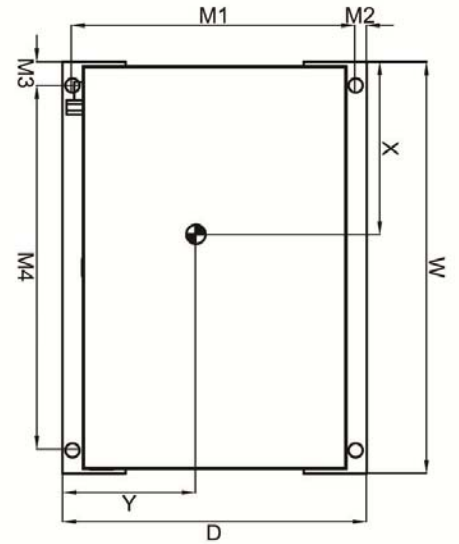
Date: _____

PO No.: _____

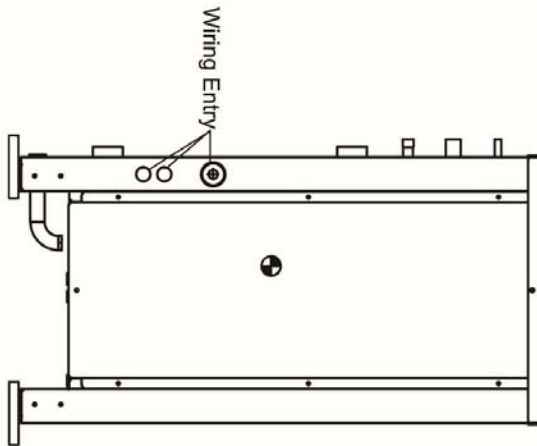


Front View

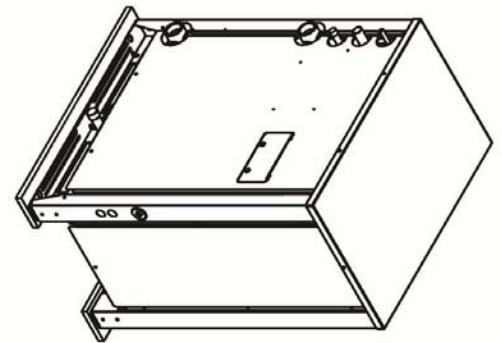
Top View



Side View



Isometric



X	13-1/2"
Y	9-13/16"
Z	16-1/2"
W	29-3/4"
D	19-3/4"
H	39-1/4"
L1	6-5/8"
L2	25"
L3	29-1/4"
L4	32-1/2"
L5	35-15/16"
L6	3-1/8"
L7	2-1/4"
L8	14-3/4"
M1	18-1/4"
M2	3/4"
M3	2-7/16"
M4	24-13/16"