

Job Name/Location:

Tag #:

Date:

For: ☐ File ☐ Resubmit

PO No.:

☐ Approval ☐ Other _____

Architect:

GC:

Engr:

Mech:

Rep:

(Company)

(Project Manager)

ZFBXB801A

MicroMetl High Efficiency Filter Box (for B8 Chassis)

For MERV 4-13 Filters

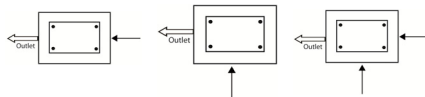


Access Panel Location¹: ☐ Left ☐ Right

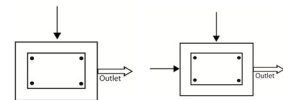
Mounting: ☐ Close-coupled (to IDU) ☐ Remote location

Configuration Options:

☐ Rear ☐ Bottom ☐ Rear/Bottom



☐ Top ☐ Rear/Top



Standard Features:

- Designed for direct connection with 76 - 96 MBh "B8" chassis high static ducted indoor units.
- Angled large surface filter rack
- Gasketed bolt together panel construction
- Gasketed access panel
- Inlet duct flange
- Pitot tube ports/plugs
- Quick release tool-less thumbnail door catches
- Flexible configuration
- All gasket material is UL listed

Limitations:

- Bottom and rear/bottom return must be combined with right side access panel.
- Top and rear/top return must be combined with left side access panel.

Unit Data:

Net Weight ² (lbs)	72
Shipping Weight ³ (lbs)	Not available
Case Construction	Gasketed, Single Wall
Case Material	20-Gauge G90 Galvanized Steel
Hangers	1/8" Galvanized Steel (Qty 4)
Access Panel Location ¹	Right end
Access Panel Retainers	Thumb wheel 1 turn
Access Panel Safety Lanyard	Yes
Access Panel Gasket	Yes
Insulation	None (field-provided)
Filter Rack Depth (in)	2" Only
Filter Quantity/Size (in)	2/ 24 x 24 x 2

Notes:

1. The access panel location is looking into the airstream. For left end configuration, mount the filter box in an inverted position.
2. Weight shown excludes filter(s).
3. Filter boxes are shipped in quantity by project. Individual box shipping weight is not available.

ZFBXB801A

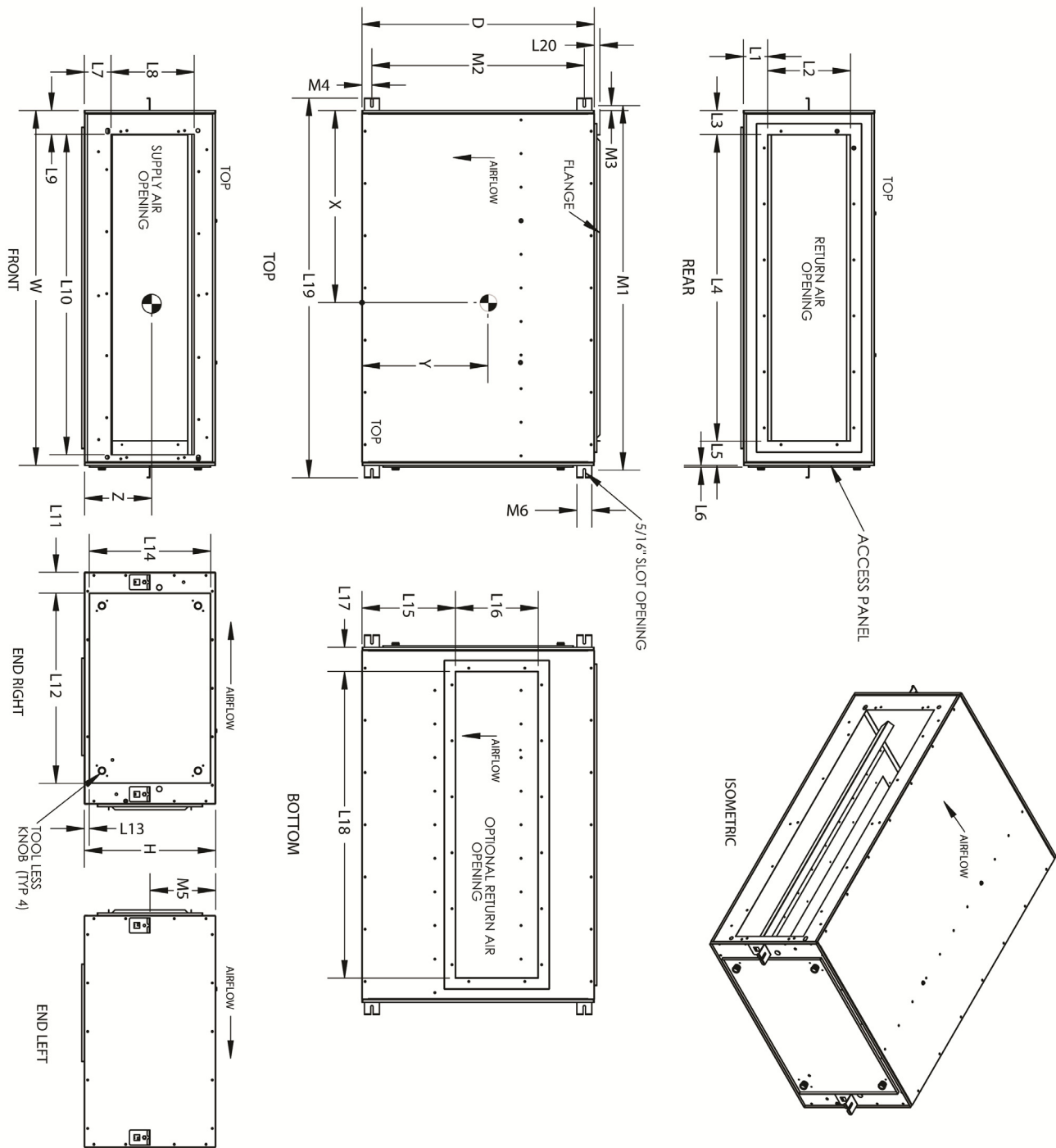
MicroMetl High Efficiency Filter Box (for B8 Chassis)



Tag #:

Date:

PO No.:



DIMENSIONS (IN.)

W	57-5/8
D	28
H	20-11/16
L1	2-5/8
L2	15-7/16
L3	1-5/16
L4	54-15/16
L5	1-5/16
L6	5/16
L7	3-1/2
L8	15-3/8
L9	1-3/8
L10	54-3/4
L11	2-1/2
L12	23
L13	11/16
L14	19-1/4
L15	10-1/16
L16	15-7/16
L17	1-5/16
L18	54-15/16
L19	61
L20	3/4
M1	59-13/16
M2	25-7/16
M3	1-1/16
M4	1-5/16
M5	10-3/8
M6	2

CENTER OF GRAVITY

X	29-5/8
Y	28-3/4
Z	10-5/16

TOLERANCE
ALL DIMENSIONS ± 0.25"
Field provided filter quantity and nominal size:
2 - 24" x 24" x 2"
Note: 1" filter option is not available. 2" filter
cartridges only.