

Job Name/Location:

Tag #:

Date:

For:  File  Resubmit

PO No.:

Approval  Other \_\_\_\_\_

Architect:

GC:

Engr:

Mech:

Rep:

(Company)

(Project Manager)

## Outdoor Y-Branch Kits

### Multi V™ III Heat Recovery



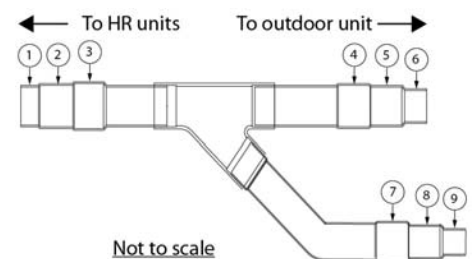
#### Insulation<sup>1</sup> Properties:

Material	Polyolefin Foam
UL94 Flame Classification	HF-1

#### Fitting Properties:

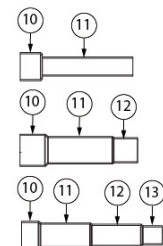
Material	Copper
Design Pressure	551 PSIG

Y-Branch Connection Diameters (in, ID)										
Model	Y-Branch Type	Port Identifier								
		1	2	3	4	5	6	7	8	9
ARCNB21	Liquid	-	3/4	5/8	1/2	5/8	3/8	1/2	5/8	-
	Vapor Line Low	1-1/8	1-1/4	1-3/8	7/8	1-1/8	-	1-1/8	-	-
	Vapor Line High	1-1/8	1-3/8	1-1/4	1-1/8	1-1/4	1	1-1/8	1-1/4	1
ARCNB31	Liquid	-	7/8	3/4	3/4	-	-	5/8	1/2	-
	Vapor Line Low	1-1/2	1-5/8	1-3/8	1-3/8	-	-	1-1/8	-	-
	Vapor Line High	1-3/8	1-1/2	1-5/8	1-1/2	1-3/8	1-1/8	1-3/8	1-1/8	7/8

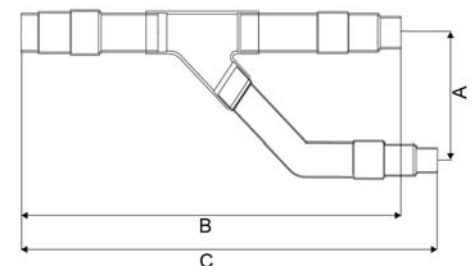


Reducer Diameters (in)							
Y-Branch	Qty/Kit	Reducer Type	10	11	12	13	Length
ARCNB21	7	Liquid	7/8 ID	3/4 OD	-	-	2-3/4
			5/8 OD	-	1/2 ID	3/8 ID	4-3/8
		Vapor Line Low	1-5/8 ID	1-1/2 ID	-	1-3/8 OD	5-1/8
			1-1/8 OD	-	7/8 ID	3/4 ID	4-3/4
		Vapor Line High	1 OD	7/8 ID	-	-	3-1/4
			1 OD	-	7/8 ID	3/4 ID	4-3/4
ARCNB31	6	Liquid	3/4 OD	-	5/8 ID	1/2 ID	4-3/8
			1/2 OD	-	3/8 ID	1/4 ID	4-3/8
ARCNB31	6	Vapor Line Low	1-5/8 ID	-	1-3/8 OD	-	4-7/8
			1-1/8 OD	-	7/8 ID	3/4 ID	4-3/4
		Vapor Line High	7/8 OD	-	3/4 ID	5/8 ID	4-3/4
			1-1/8 OD	-	7/8 ID	3/4 ID	4-3/4

#### Adapter Ports



Y-Branch Dimensions <sup>2</sup> (in)				
Model	Y-Branch Type	A	B	C
ARCNB21	Liquid	3-1/4	12-3/8	13-1/16
	Vapor Line Low	4-3/8	16-1/16	16-3/8
	Vapor Line High	4-3/8	17-7/8	19-5/16
ARCNB31	Liquid	3-1/4	11-1/16	13-1/8
	Vapor Line Low	4-3/8	13-7/8	16
	Vapor Line High	4-15/16	18-9/16	20-3/8



#### Notes:

- Each Y-Branch kit comes with insulation for the following piping components - liquid, vapor line low and vapor line high.
- LG branch fittings must be used. Field supplied branch fittings are not permitted.
- Kit components must be kept dry and free of debris before installation.
- Must follow installation instructions in the applicable LG installation manual.