

Date:

For:  File  Resubmit  
 Approval  Other \_\_\_\_\_

PO No.:

Architect:

GC:

Engr:

Mech:

Rep:

(Company)

(Project Manager)

**ARWB580DA2** (a) ARWB192DA2  
 Multi V™ Water II Heat Recovery (b) ARWB192DA2  
 48.0 Ton Water Source Unit (c) ARWB192DA2



**Performance:**

**Cooling Mode:**

Nominal Capacity (Btu/h)	573,400
Power Input (kW)	33.6

**Heating Mode:**

Nominal Capacity (Btu/h)	645,000
Power Input (kW)	35.00

Nominal capacities are outside the scope of AHRI Standard 1230 and based on the following conditions -

Cooling Nominal Test Conditions:	Heating Nominal Test Conditions:
Indoor: 80°F DB /66°F WB	Indoor: 68°F DB
Water Inlet Temp: 86°F	Water Inlet Temp: 68°F

**Electrical:** (a) ARWB192DA2 (b) ARWB192DA2 (c) ARWB192DA2

Power Supply (V/Hz/Ø)	460/60/3	460/60/3	460/60/3
MOP (A)	35	35	35
MCA (A)	26.2	26.2	26.2
Rated Amps (A)	23.1	23.1	23.1
Compressor A (A)	10.4	10.4	10.4
Compressor B (A)	12.7	12.7	12.7
Max Starting Current (A)	92.8	92.8	92.8

**Piping:**

Refrigerant: (a) ARWB192DA2 (b) ARWB192DA2 (c) ARWB192DA2

Refrigerant Charge (lbs)	19.4	19.4	19.4
Liquid Line <sup>1</sup> (in, OD)	1/2 Flare	1/2 Flare	1/2 Flare
Vapor Line High <sup>1</sup> (in, OD)	7/8 Braze	7/8 Braze	7/8 Braze
Vapor Line Low <sup>1</sup> (in, OD)	1-1/8 Braze	1-1/8 Braze	1-1/8 Braze

Water: (a) ARWB192DA2 (b) ARWB192DA2 (c) ARWB192DA2

Water Inlet/Outlet (in)	1-1/2 FPT	1-1/2 FPT	1-1/2 FPT
-------------------------	-----------	-----------	-----------

Condensate: (a) ARWB192DA2 (b) ARWB192DA2 (c) ARWB192DA2

Condensate Line (in)	3/4	3/4	3/4
----------------------	-----	-----	-----

**Standard Features:**

- Limited Warranty with LG Certified Installation
  - Two Year Functional Parts Warranty
  - Additional Four Year Compressor Warranty
- Fault Detection and Diagnosis

**Required Accessories:**

- ARCNB21 (frame connector Y-branch)
- ARCNB31 (frame connector Y-branch)

**Water Operating Range:**

CLG Mode Entering Water Range (°F)	50-113
HTG Mode Entering Water Range (°F)	23-113
Synchronous (°F)	23-113

**Unit Data:**

Refrigerant Type	R410A
Refrigerant Control	EEV
Max Number of Indoor Units <sup>2</sup>	64
Sound Pressure <sup>3</sup> dB(A)	56
Net Unit Weight (a) + (b) + (c)	525 + 525 + 525
Shipping Weight (a) + (b) + (c)	570 + 570 + 570
Communication Cable <sup>4</sup> (No. x AWG)	2 x 18
Heat Exchanger Type	Stainless Steel Plate
Heat Rejected to Equip Rm (Btu/h)	5,121
Total Heat of Rejection (Btu/h)	688,061

**Compressor:**

Inverter Scroll Quantity	3
Constant Scroll Quantity	3
Oil/Type	PVE/FVC68D

**Condenser Water:**

Flow Rate (a) + (b) + (c) (GPM)	50.8 + 50.8 + 50.8
Pressure Drop (a) + (b) + (c) (ft wg)	14.4 + 14.4 + 14.4

**Notes:**

1. For main pipe segment size, refer to the LATS Multi V tree diagram.
2. The combination ratio must be between 50-130%.
3. Sound pressure levels are tested in an anechoic chamber under ISO Standard 1996 and for the combination of water cooled units.
4. All communication cable to be minimum 18 AWG, 2-conductor, stranded, shielded and must comply with applicable local and national code.
5. The data mentioned in the above tables is applied with non-ducted indoor units.
6. This data is rated 0 ft above sea level, with 25 ft of refrigerant line per indoor unit and a 0 ft level difference between outdoor and indoor units. All capacities are net with a combination ratio between 95 – 105%.
7. All capacities are net.
8. The voltage tolerance is ± 10%.
9. Power wiring cable size must comply with the applicable local and national code.
10. AHRI 1230 Certification Program includes models up to 300MBh. Refer to AHRI certification directory for corresponding single frame units.



Job Name/Location:

**ARWB580DA2**

Multi V™ Water II Heat Recovery  
48.0 Ton Water Source Unit

(a) ARWB192DA2

(b) ARWB192DA2

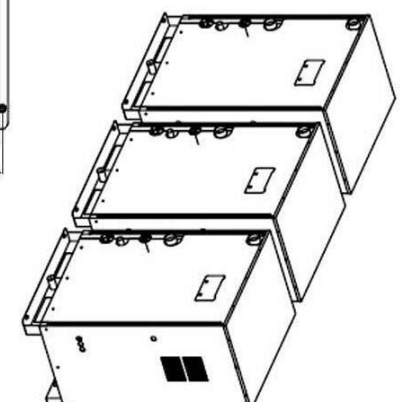

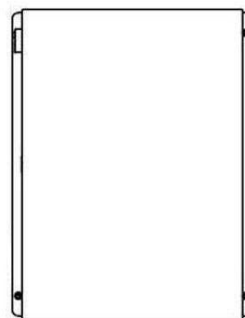
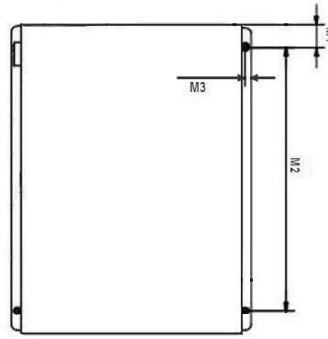
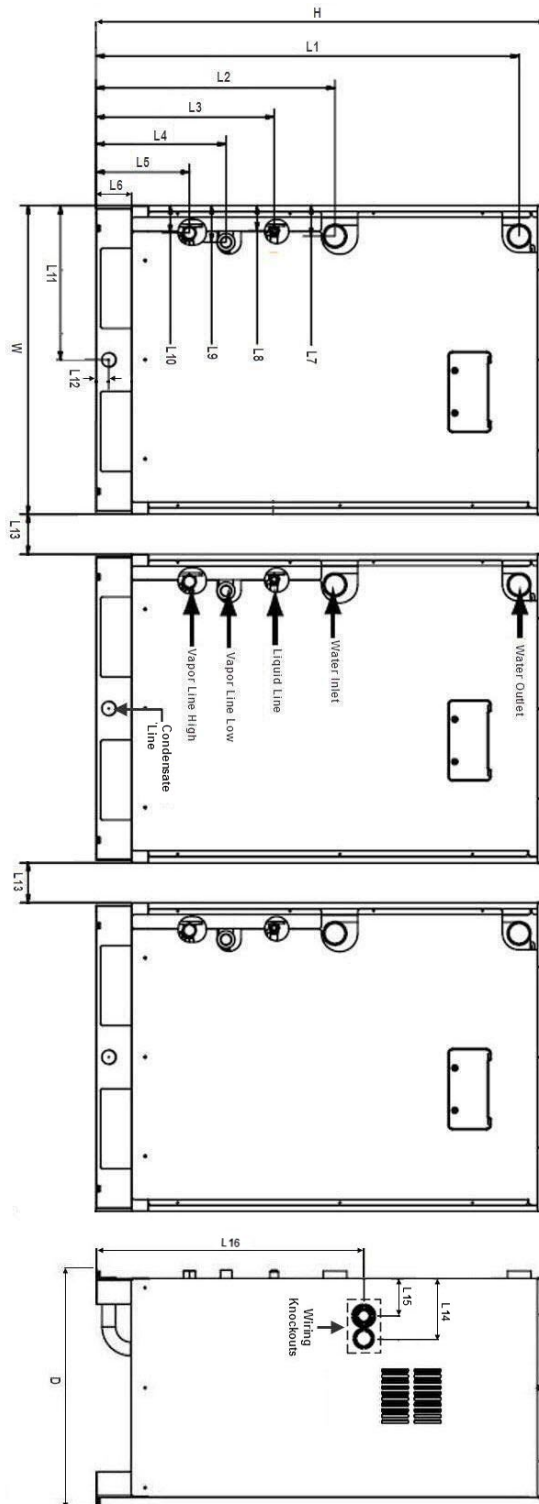
(c) ARWB192DA2



Tag #:

Date:

PO No.:



Note - All dimensions have a tolerance of ± 0.25 in.

W	30-13/32
H	44-3/32
D	23-19/32
L1	41-5/8
L2	23-1/2
L3	17-17/32
L4	12-13/16
L5	9-1/4
L6	3-21/32
L7	3-1/2
L8	2-15/32
L9	3-5/8
L10	2-3/4
L11	15-3/16
L12	1-1/4
L13	6
L14	5-5/8
L15	3-9/16
L16	26-27/32
M1	2-1/4
M2	25-29/32
M3	19/32
M4	21-17/32
M5	22-13/32