

Job Name/Location:

Tag #:

Date:

For:  File  Resubmit

PO No.:

 Approval  Other \_\_\_\_\_

Architect:

GC:

Engr:

Mech:

Rep:

(Company)

(Project Manager)

**ARWB144BA2**

Multi V™ Water II Heat Recovery

12.0 Ton Water Source Unit

**Performance:****Cooling Mode:**

Nominal Capacity (Btu/h)	144,000
Rated Capacity (Btu/h)	138,000
EER <sup>1</sup> (Btu/W·h)	14.50
IEER <sup>1</sup> (Btu/W·h)	22.90

**Heating Mode:**

Nominal Capacity (Btu/h)	162,000
Rated Capacity (Btu/h)	154,000
COP <sup>1</sup> (W/W)	4.48

Nominal capacities are outside the scope of AHRI Standard 1230.  
Rated capacities are in accordance with AHRI Standard 1230-2010.

**Electrical:**

Power Supply (V/Hz/Ø)	208-230/60/3
MOP (A)	60
MCA (A)	42.5
Rated Amps (A)	37.4
Compressor A (A)	16.8
Compressor B (A)	20.6
Max Starting Current (A)	103.9

**Refrigerant:**

Refrigerant Charge (lbs)	19.4
Liquid Line (in, OD)	1/2 Flare
Vapor Line High (in, OD)	7/8 Braze
Vapor Line Low (in, OD)	1-1/8 Braze

**Water:**

Water Inlet/Outlet (in)	1-1/2 FPT
-------------------------	-----------

**Condensate:**

Condensate Line (in)	3/4
----------------------	-----

**Standard Features:**

- Limited Warranty with LG Certified Installation
  - Two Year Functional Parts Warranty
  - Additional Four Year Compressor Warranty
- Fault Detection and Diagnosis

**Water Operating Range:**

CLG Mode Entering Water Range (°F)	50-113
HTG Mode Entering Water Range (°F)	23-113
Synchronous (°F)	23-113

**Unit Data:**

Refrigerant Type	R410A
Refrigerant Control	EEV
Max Number of Indoor Units <sup>2</sup>	32
Sound Pressure <sup>3</sup> dB(A)	50
Net Unit Weight (lbs)	525
Shipping Weight (lbs)	570
Communication Cable <sup>4</sup> (No. x AWG)	2 x 18
Heat Exchanger Type	Stainless Steel Plate
Heat Rejected to Equipment Room (Btu/h)	1,707
Total Heat of Rejection (Btu/h)	174,063

**Compressor:**

Inverter Scroll Quantity	1
Constant Scroll Quantity	1
Oil/Type	PVE/FVC68D

**Condenser Water:**

Flow Rate (GPM)	42.2
Pressure Drop (ft wg)	14.4

**Notes:**

1. EER, IEER, COP mentioned in the tables above is applied with non-ducted indoor units. Values are subject to change without notice. Performance data found on the AHRI website <http://www.ahridirectory.org/> supersedes the data found on this submittal.
  2. The combination ratio must be between 50-130%.
  3. Sound pressure levels are tested in an anechoic chamber under ISO Standard 1996.
  4. All communication cable to be minimum 18 AWG, 2-conductor, stranded, shielded and must comply with applicable local and national code.
  5. The rated data mentioned in the above tables is applied with non-ducted indoor units.
  6. Nominal data is rated 0 ft above sea level, with 25 ft of refrigerant line per indoor unit and a 0 ft level difference between outdoor and indoor units. All capacities are net with a combination ratio between 95 – 105%.
  7. The voltage tolerance is ± 10%.
- Power wiring cable size must comply with the applicable local and national code

Inverter



Job Name/Location:

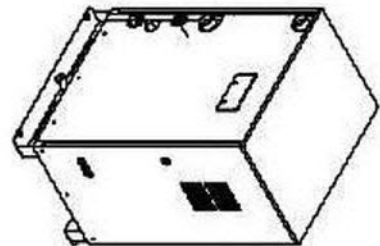
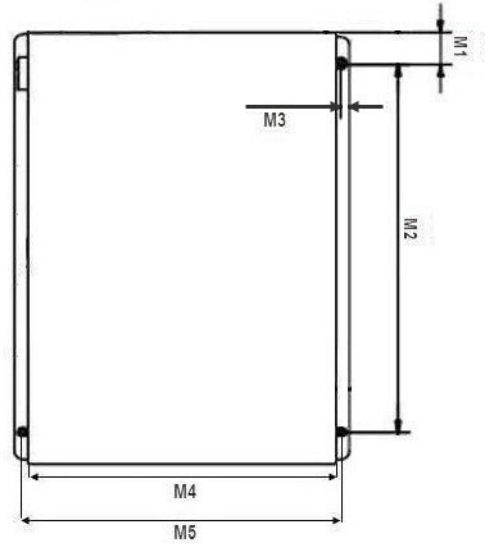
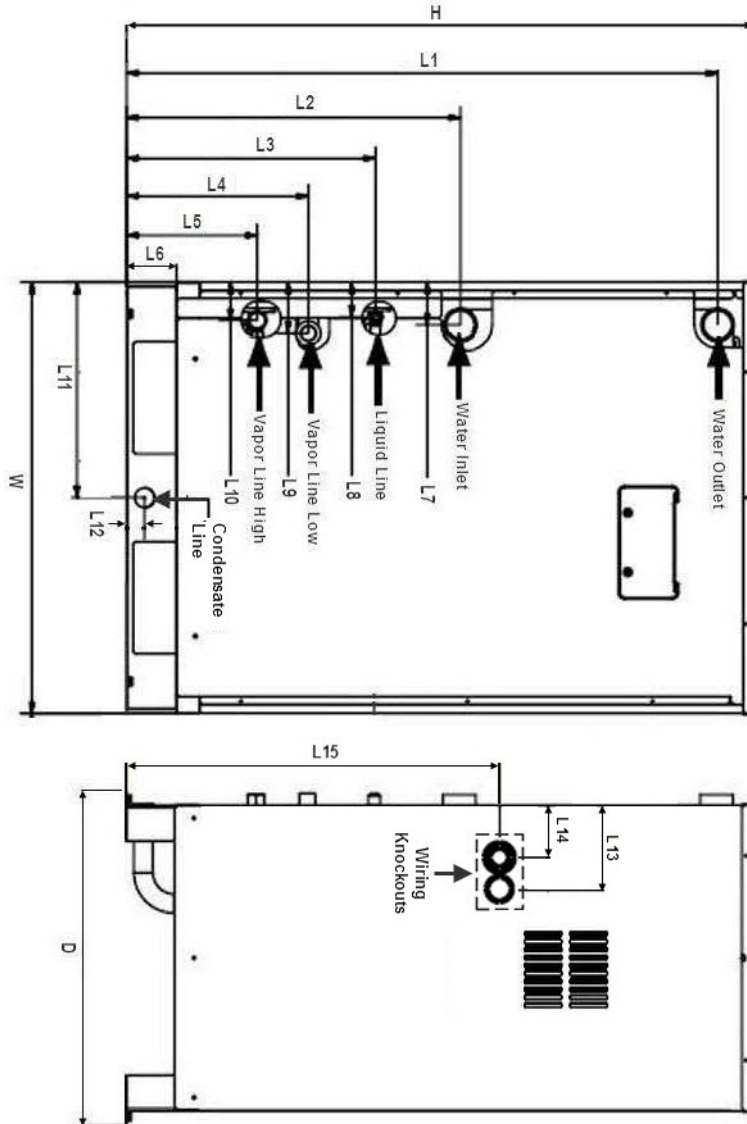
**ARWB144BA2**  
 Multi V™ Water II Heat Recovery  
 12.0 Ton Water Source Unit



Tag #:

Date:

PO No.:



Note - All dimensions have a tolerance of ± 0.25 in.

W	30-13/32
H	44-3/32
D	23-19/32
L1	41-5/8
L2	23-1/2
L3	17-17/32
L4	12-13/16
L5	9-1/4
L6	3-21/32
L7	3-1/2
L8	2-15/32
L9	3-5/8
L10	2-3/4
L11	15-3/16
L12	1-1/4
L13	5-5/8
L14	3-9/16
L15	26-27/32
M1	2-1/4
M2	25-29/32
M3	19/32
M4	21-17/32
M5	22-13/32