

Job Name/Location:

Tag #:

Date: \_\_\_\_\_ For:  File  Resubmit  
 PO No.: \_\_\_\_\_  Approval  Other \_\_\_\_\_  
 Architect: \_\_\_\_\_ GC: \_\_\_\_\_  
 Engr: \_\_\_\_\_ Mech: \_\_\_\_\_  
 Rep: \_\_\_\_\_  
 (Company) (Project Manager)



**ARWN096DA2**  
 Multi V™ Water II Heat Pump  
 8.0 Ton Water Source Unit

**Performance:**

**Cooling Mode:**

Nominal Capacity (Btu/h)	95,900
Rated Capacity (Btu/h)	92,000
EER <sup>1</sup> (Btu/W·h)	13.30
IEER <sup>1</sup> (Btu/W·h)	19.10

**Heating Mode:**

Nominal Capacity (Btu/h)	107,500
Rated Capacity (Btu/h)	103,000
COP <sup>1</sup> (W/W)	4.61

Nominal capacities are outside the scope of AHRI Standard 1230.  
 Rated capacities are in accordance with AHRI Standard 1230-2010.

**Electrical:**

Power Supply (V/Hz/Ø)	460/60/3
MOP (A)	20
MCA (A)	13.0
Rated Amps (A)	10.4
Compressor A (A)	10.4
Compressor B (A)	-
Max Starting Current (A)	92.8

**Piping:**

**Refrigerant:**

Refrigerant Charge (lbs)	16.1
Liquid Line	3/8 Flare
Vapor Line	7/8 Braze

**Water:**

Water Inlet/Outlet (in)	1-1/4 FPT
-------------------------	-----------

**Condensate:**

Condensate Line (in)	3/4
----------------------	-----

**Standard Features:**

- Limited Warranty with LG Certified Installation
  - Two Year Functional Parts Warranty
  - Additional Four Year Compressor Warranty
- Fault Detection and Diagnosis

**Water Operating Range:**

CLG Mode Entering Water Range (°F)	50-113
HTG Mode Entering Water Range (°F)	23-113

**Unit Data:**

Refrigerant Type	R410A
Refrigerant Control	EEV
Max Number of Indoor Units <sup>2</sup>	16
Sound Pressure <sup>3</sup> dB(A)	51
Net Unit Weight (lbs)	375
Shipping Weight (lbs)	420
Communication Cable <sup>4</sup> (No. x AWG)	2 x 18
Heat Exchanger Type	Stainless Steel Plate
Heat Rejected to Equipment Room (Btu/h)	1,707
Total Heat of Rejection (Btu/h)	114,667

**Compressor:**

Inverter Scroll Quantity	1
Constant Scroll Quantity	-
Oil/Type	PVE/FVC68D

**Condenser Water:**

Flow Rate (GPM)	25.4
Pressure Drop (ft wg)	8.9

**Notes:**

1. EER, IEER, COP mentioned in the tables above is applied with non-ducted indoor units. Values are subject to change without notice. Performance data found on the AHRI website <http://www.ahridirectory.org/> supersedes the data found on this submittal.
2. The combination ratio must be between 50-130%.
3. Sound pressure levels are tested in an anechoic chamber under ISO Standard 1996.
4. All communication cable to be minimum 18 AWG, 2-conductor, stranded, shielded and must comply with applicable local and national code.
5. The rated data mentioned in the above tables is applied with non-ducted indoor units.
6. Nominal data is rated 0 ft above sea level, with 25 ft of refrigerant line per indoor unit and a 0 ft level difference between outdoor and indoor units. All capacities are net with a combination ratio between 95-105%.
7. The voltage tolerance is ± 10%.
8. Power wiring cable size must comply with the applicable local and national code.



Job Name/Location:

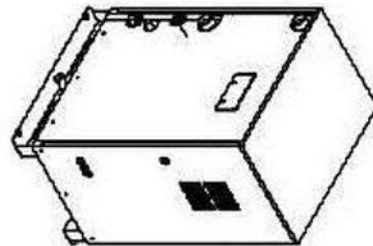
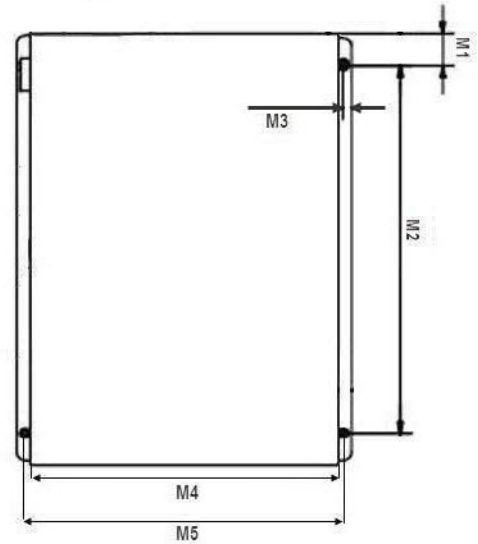
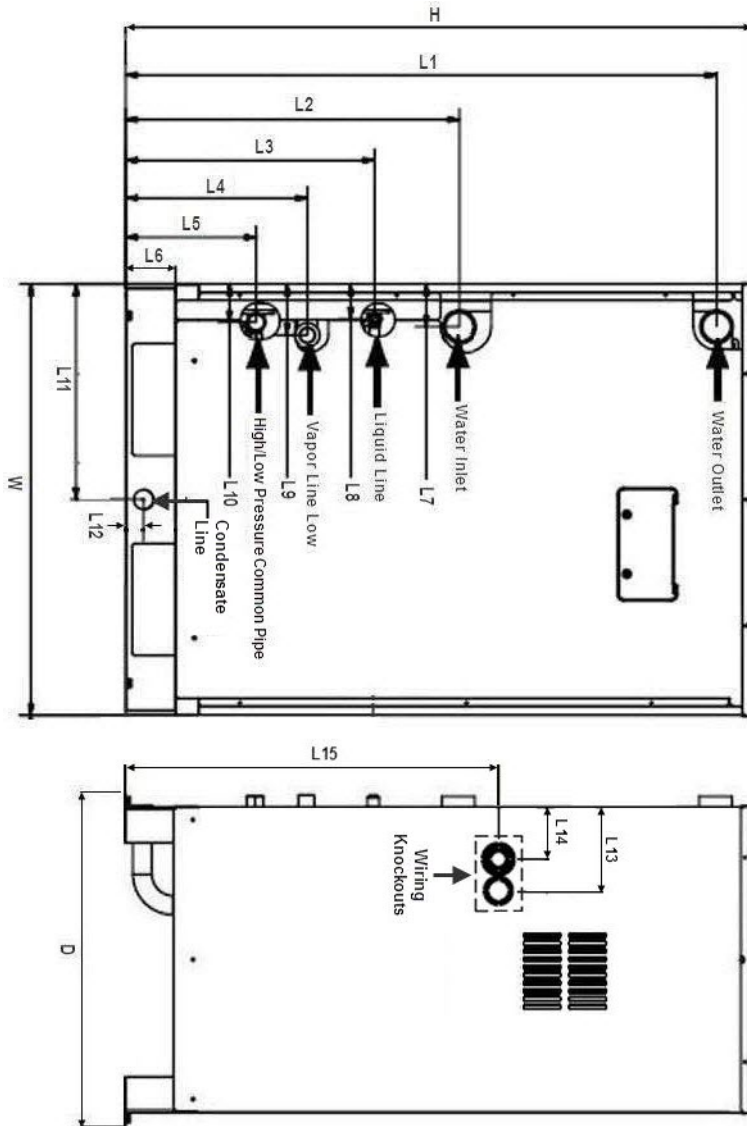
**ARWN096DA2**  
**Multi V™ Water II Heat Pump**  
**8.0 Ton Water Source Unit**



Tag #:

Date:

PO No.:



Note - All dimensions have a tolerance of ± 0.25 in.

W	30-13/32
H	44-3/32
D	23-19/32
L1	41-5/8
L2	23-1/2
L3	17-17/32
L4	12-13/16
L5	9-1/4
L6	3-21/32
L7	3-1/2
L8	2-15/32
L9	3-5/8
L10	2-3/4
L11	15-3/16
L12	1-1/4
L13	5-5/8
L14	3-9/16
L15	26-27/32
M1	2-1/4
M2	25-29/32
M3	19/32
M4	21-17/32
M5	22-13/32