

Job Name/Location:

Tag #:

Date: _____ For: File Resubmit
 PO No.: _____ Approval Other _____
 Architect: _____ GC: _____
 Engr: _____ Mech: _____
 Rep: _____
 (Company) _____ (Project Manager) _____



ARWN360BA2 (a) ARWN144BA2
 Multi V™ Water II Heat Pump (b) ARWN144BA2
 30.0 Ton Water Source Unit (c) ARWN072BA2

Performance:

Cooling Mode:

Nominal Capacity (Btu/h)	360,000
Power Input (kW)	22.0

Heating Mode:

Nominal Capacity (Btu/h)	405,000
Power Input (kW)	22.83

Nominal capacities are outside the scope of AHRI Standard 1230 and based on the following conditions -

Cooling Nominal Test Conditions:
 Indoor: 80°F DB / 66°F WB
 Water Inlet Temp: 86°F

Heating Nominal Test Conditions:
 Indoor: 68°F DB
 Water Inlet Temp: 68°F

Electrical:

	(a) ARWN144BA2	(b) ARWN144BA2	(c) ARWN072BA2
Power Supply (V/Hz/Ø)	208-230/60/3	208-230/60/3	208-230/60/3
MOP (A)	60	60	35
MCA (A)	42.5	42.5	21.0
Rated Amps (A)	37.4	37.4	16.8
Compressor A (A)	16.8	16.8	16.8
Compressor B (A)	20.6	20.6	-
Max Starting Current (A)	103.9	103.9	-

Piping:

Refrigerant:	(a) ARWN144BA2	(b) ARWN144BA2	(c) ARWN072BA2
Refrigerant Charge (lbs)	19.4	19.4	16.1
Liquid Line ¹ (in, OD)	1/2 Flare	1/2 Flare	3/8 Flare
Vapor Line ¹ (in, OD)	1-1/8 Braze	1-1/8 Braze	7/8 Braze

Water:	(a) ARWN144BA2	(b) ARWN144BA2	(c) ARWN072BA2
Water Inlet/Outlet (in)	1-1/2 FPT	1-1/2 FPT	1-1/4 FPT

Condensate:	(a) ARWN144BA2	(b) ARWN144BA2	(c) ARWN072BA2
Condensate Line (in)	3/4	3/4	3/4

Standard Features:

- Warranty with LG Certified Installation
 - Limited Two Year Functional Parts Warranty
 - Additional Four Year Compressor Warranty
- Fault Detection and Diagnosis

Required Accessories:

- ARCNN21 (frame connector Y-branch)
- ARCNN31 (frame connector Y-branch)

Water Operating Range:

CLG Mode Entering Water Range (°F)	50-113
HTG Mode Entering Water Range (°F)	23-113

Unit Data:

Refrigerant Type	R410A
Refrigerant Control	EEV
Max Number of Indoor Units ²	64
Sound Pressure ³ dB(A)	53
Net Unit Weight (a) + (b) + (c)	525 + 525 + 375
Shipping Weight (a) + (b) + (c)	570 + 570 + 420
Communication Cable ⁴ (No. x AWG)	2 x 18
Heat Exchanger Type	Stainless Steel Plate
Heat Rejected to Equip Rm (Btu/h)	5,121
Total Heat of Rejection (Btu/h)	435,158

Compressor:

Inverter Scroll Quantity	3
Constant Scroll Quantity	2
Oil/Type	PVE/FVC68D

Condenser Water:

Flow Rate (a) + (b) + (c) (GPM)	42.2 + 42.2 + 21.1
Pressure Drop (a) + (b) + (c) (ft wg)	14.4 + 14.4 + 8.9

Notes:

- 1.For main pipe segment size, refer to the LATS Multi V tree diagram.
- 2.T he combination ratio must be between 50-130%.
- 3.Sound pressure levels are tested in an anechoic chamber under ISO Standard 1996 and for the combination of water cooled units.
- 4.All communication cable to be minimum 18 AWG, 2-conductor, stranded, shielded and must comply with applicable local and national code.
- 5.The data mentioned in the above tables is applied with non-ducted indoor units.
- 6.This data is rated 0 ft above sea level, with 25 ft of refrigerant line per indoor unit and a 0 ft level difference between outdoor and indoor units.
- 7.All capacities are net.
- 8.The voltage tolerance is ± 10%.
- 9.Power wiring cable size must comply with the applicable local and national code.
- 10.AHRI 1230 Certification Program includes models up to 300MBh. Refer to AHRI certification directory for corresponding single frame units.



Job Name/Location:

ARWN360BA2
 Multi V™ Water II Heat Pump
 30.0 Ton Water Source Unit

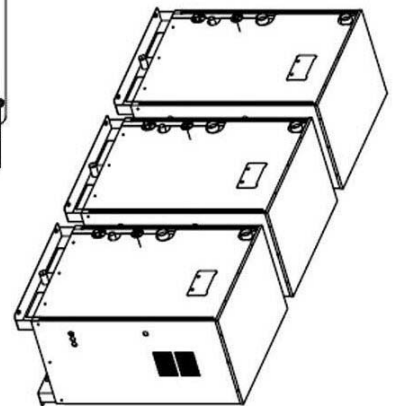

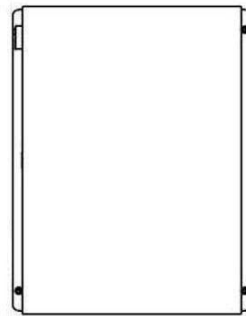
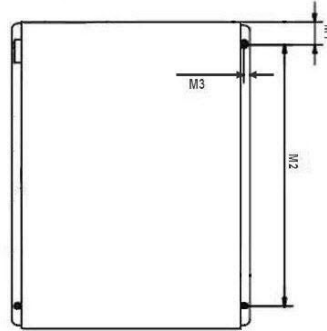
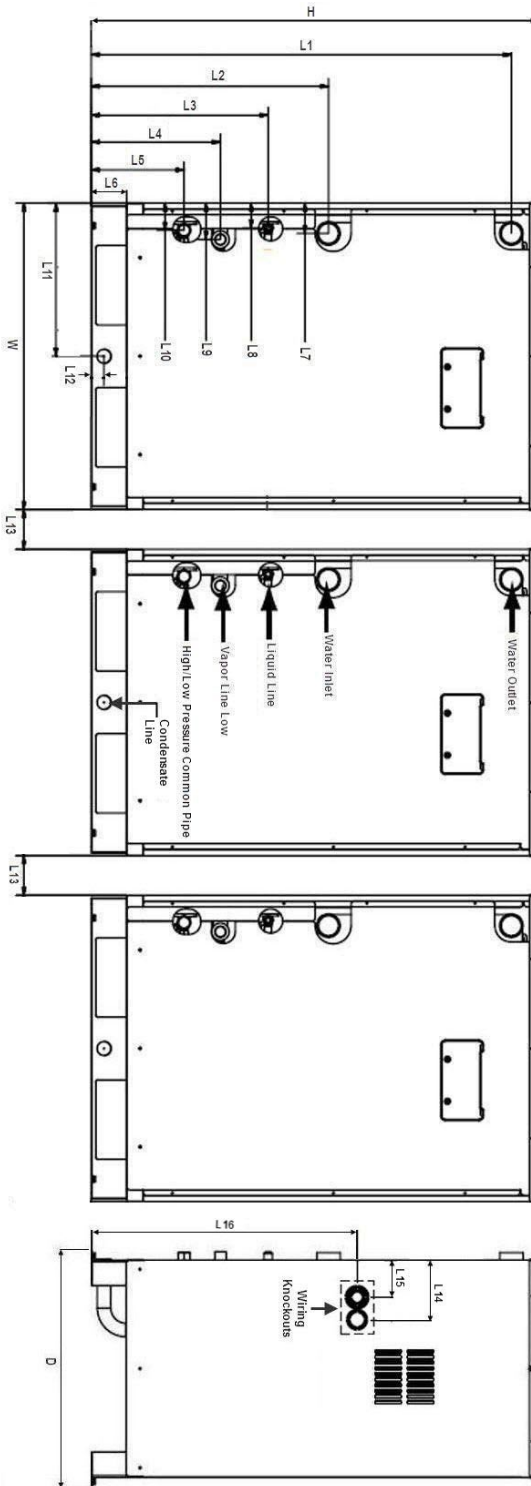
(a) ARWN144BA2
 (b) ARWN144BA2
 (c) ARWN072BA2



Tag #: _____

Date: _____

PO No.: _____



Note - All dimensions have a tolerance of ± 0.25 in.

W	30-13/32
H	44-3/32
D	23-19/32
L1	41-5/8
L2	23-1/2
L3	17-17/32
L4	12-13/16
L5	9-1/4
L6	3-21/32
L7	3-1/2
L8	2-15/32
L9	3-5/8
L10	2-3/4
L11	15-3/16
L12	1-1/4
L13	6
L14	5-5/8
L15	3-9/16
L16	26-27/32
M1	2-1/4
M2	25-29/32
M3	19/32
M4	21-17/32
M5	22-13/32