

Job Name/Location:

Tag #:

Date:

For: File Resubmit
 Approval Other _____

PO No.:

Architect:

GC:

Engr:

Mech:

Rep:

(Company)

(Project Manager)



ARNU153SER2
Multi V Art Cool™ Mirror
15,400 Btu/h Indoor Unit



Performance:

Total Cooling Capacity ¹ (Btu/h)	15,400
Heating Capacity (Btu/h)	17,100
Power Input ² (W)	40

Cooling Nominal Test Conditions:
 Indoor: 80°F DB/67°F WB
 Outdoor: 95°F DB

Heating Nominal Test Conditions:
 Indoor: 70°F DB
 Outdoor: 47°F DB/43°F WB

Electrical:

Power Supply (V/Hz/∅)	208-230/60/1
Rated Amps (A)	0.3

Piping:

Refrigerant:

Liquid Line (in, OD)	1/4 Flare
Vapor Line (in, OD)	1/2 Flare

Condensate:

Condensate Line (in, OD)	5/8
Factory Installed Pump	No

Controls Features:

- Auto changeover (Heat Recovery only)
- Auto operation
- Auto clean (coil dry)
- Auto restart
- Child lock
- Dual thermistor control
- Forced operation
- Group control
- Hot start
- Self diagnostics
- Sleep mode
- Timer (on/off)
- Weekly schedule
- Soft dry (dehumidification)
- Auto direction/swing (up/down)
- Auto direction/swing (left/right)
- Fan speed control
- Chaos swing (random louver swing)
- Chaos wind (random fan speed)
- Jet cool (fast cooling)

Optional Accessories:

- Wireless Handheld Remote Controller - PQWRHDF0
- LG Programmable Thermostat - PREMTB10U
- Simple Controller with Mode (Black) - PQRVCLOQ
- Simple Controller with Mode (White) - PQRVCLOQW
- Simple Controller without Mode (Black) PQRCHCA0Q
- Simple Controller without Mode (White) - PQRCHCA0QW
- Dry Contact Unit (1 contact, 24 VAC external power) - PQDSB1
- Dry Contact with Economizer Interface- PQDSBC1
- Dry Contact for Third Party Thermostat - PQDSBNGCM1

Changeable Front Panel (field installed):

- Silver - PSAPECV10

Unit Data:

Refrigerant Type	R410A
Refrigerant Control	EEV
Sound Pressure ³ dB(A) (H/M/L)	42/36/27
Primary Filter Type	Washable
Secondary Filter Type	Plasma
Net Unit Weight (lbs)	25
Shipping Weight (lbs)	29

Fan:

Type	Cross Flow
Quantity	1
Motor/Drive	Brushless Digitally Controlled/Direct
Motor Quantity	1
Airflow Rate H/M/L (CFM)	371/283/212

Standard Features:

- Standard Mirror Front Panel

Notes:

1. See Engineering Manual for sensible and latent capacities.
2. The Power Input is rated at high speed.
3. Sound Pressure levels are tested in an anechoic chamber under ISO Standard 3745.
4. All communication cable to be minimum 18 AWG, 2-conductor, stranded, shielded and must comply with applicable local and national code.
5. Power wiring cable size must comply with the applicable local and national code.
6. This unit comes with a dry nitrogen charge.
7. This data is rated 0 ft above sea level, with 25 ft of refrigerant line per indoor unit and a 0 ft level difference between outdoor and indoor units. All capacities are net with a combination ratio between 95 – 105%.
8. Must follow installation instructions in the applicable LG installation manual.



Job Name/Location:

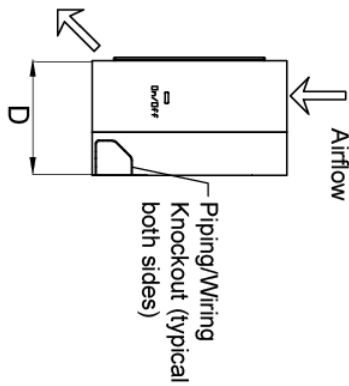
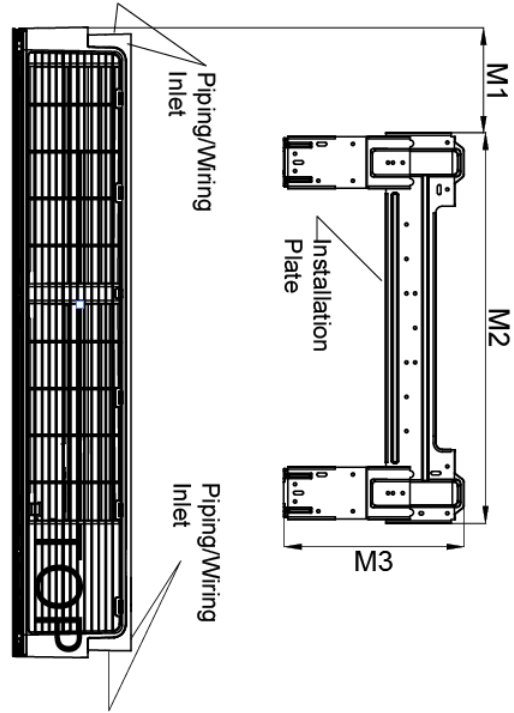
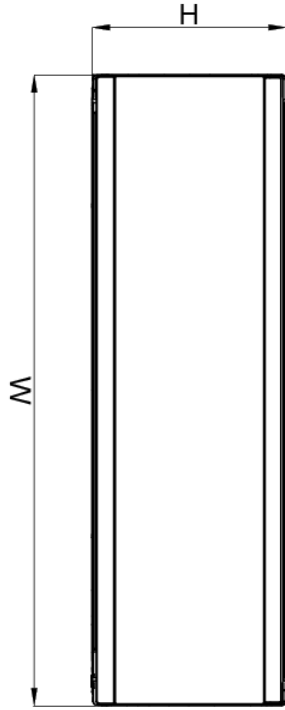
ARNU153SER2
 Multi V Art Cool™ Mirror
 15,400 Btu/h Indoor Unit



Tag #:

Date:

PO No.:



W	36-1/16"
H	11-1/8"
D	6-1/2"
M1	5-5/8"
M2	22-3/8"
M3	10-1/2"

Note – All dimensions have a tolerance of ±