

Job Name/Location:

Tag #:

Date:

For: File Resubmit
 Approval Other _____

PO No.:

Architect: _____ GC: _____

Engr: _____ Mech: _____

Rep: _____
(Company) (Project Manager)

ARNU243NJA2
 Multi V™ Vertical /Horizontal Air Handling Unit
 24,000 Btu/h Indoor Unit



Performance:

Cooling Mode:

Total Cooling Capacity (Btu/h)	24,000
Heating Capacity (Btu/h)	27,000
Power Input ¹ (W)	120

Cooling Nominal Test Conditions: Indoor: 80°F DB / 67°F WB
 Outdoor: 95°F DB / 75°F WB
 Heating Nominal Test Conditions: Indoor: 70°F DB / 59° WB
 Outdoor: 47°F DB / 43°F WB

Electrical²:

Power Supply (V/Hz/Ø)	208-230/60/1
Rated Amps (A)	0.59

Piping:

Refrigerant:

Liquid Line (in, OD)	3/8
Vapor Line (in, OD)	5/8

Condensate:

Condensate Line (in, OD)	3/4 FPT
Factory Installed Pump	No

Controls Features:

- Auto Operation
- Auto Restart
- Child Lock
- Dual Thermistor Control
- E.S.P. Control
- Group Control
- Hot Start
- Self Diagnostics
- Sleep Mode
- Soft Dry (Dehumidification)
- Timer (On/Off)
- Fan Speed Control

Optional Accessories:

- LG Programmable Thermostat - PREMTB10U
- Simple Controller with Mode (Black) - PQRCVCL0Q
- Simple Controller with Mode (White) - PQRCVCL0QW
- Simple Controller without Mode (Black) - PQRCHCA0Q
- Simple Controller without Mode (White) - PQRCHCA0QW
- Dry Contact Unit (1 contact, 24 VAC external power) - PQDSB1
- Dry Contact with Economizer Interface- PQDSBC1
- Dry Contact for Third Party Thermostat - PQDSBNGCM1
- Wall Mounted Temperature Sensor - PQRSTA0

Entering Mixed Air:

Cooling Max ³ (°F WB)	76
Heating Min (°F DB)	59

Unit Data:

Refrigerant Type	R410A
Refrigerant Control	EEV
Sound Pressure ⁴ dB(A) (H/M/L)	43/42/41
Net Unit Weight (lbs)	117
Shipping Weight (lbs)	140

Fan:

Type	Sirocco
Quantity	1
Airflow Rate (High Static Mode) H/M/L (CFM)	710/640/480
External Static Pressure ⁵ (in wg)	0.500

Standard Features:

- Access Panel for Field Supplied Air Filter
 •(16 x 20 x 1)

Notes:

- 1.The Power Input is rated at high speed.
- 2.Electrical data listed is without an electric heat kit accessory option. The addition of an electric heat kit accessory option will change the electrical data.
- 3.See Engineering Manual for sensible and latent capacities.
- 4.Sound pressure levels are tested in an anechoic chamber under ISO Standard 3745.
- 5.All communication cable to be minimum 18 AWG, 2-conductor, stranded, shielded and must comply with applicable local and national code.
- 6.Power wiring cable size must comply with the applicable local and national code.
- 7.Adjust fan speed to correct for static pressure increases when using field supplied air filter or heat kit.
- 8.Must follow installation instructions in the applicable LG installation manual.



Job Name/Location:

ARNU243NJA2

Multi V™ Vertical /Horizontal Air Handling Unit

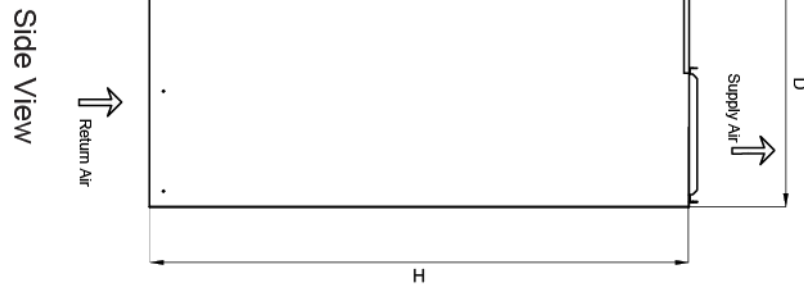
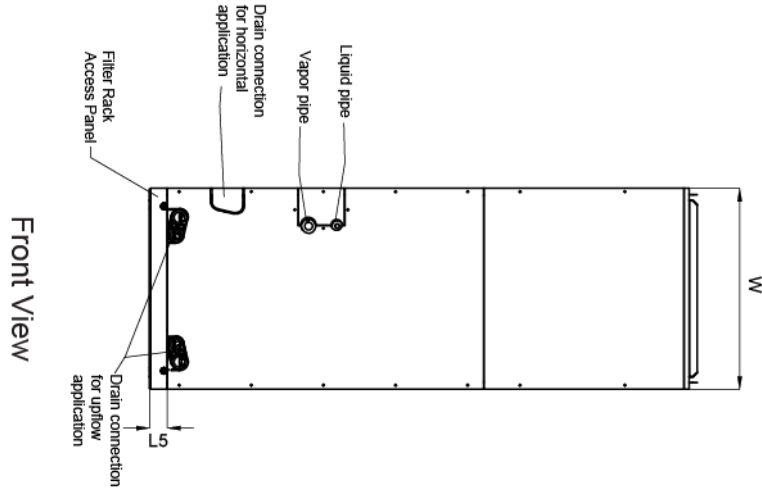
24,000 Btu/h Indoor Unit



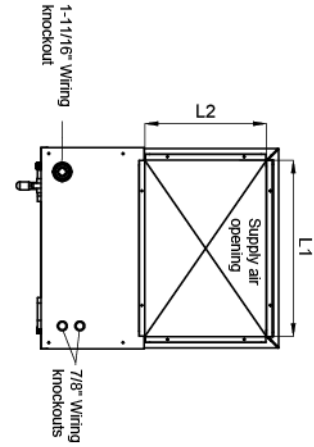
Tag #:

Date:

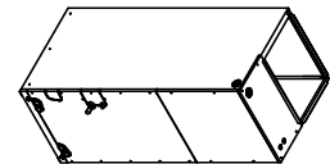
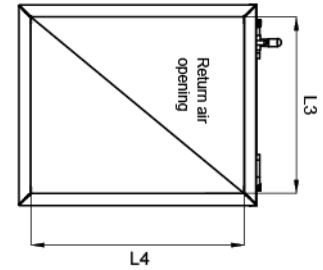
PO No.:



Top View



Bottom View



W	18"
D	21 1/4"
H	48 5/8"
L1	17"
L2	12 1/8"
L3	17 1/2"
L4	20"
L5	1 9/16"

Note – All dimensions have a tolerance of ±