

Job Name/Location:

Tag #:

Date:

For:  File  Resubmit

PO No.:

Approval  Other \_\_\_\_\_

Architect:

GC:

Engr:

Mech:

Rep:

(Company)

(Project Manager)



**ARNU483BRA2**  
Multi V™ Ducted (High Static)  
48,100 Btu/h Indoor Unit



**Performance:**

Total Cooling Capacity (Btu/h)	48,100
Heating Capacity (Btu/h)	51,200
Power Input <sup>1</sup> (W)	450

Cooling Nominal Test Conditions:

Indoor: 80°F DB/67°F WB

Outdoor: 95°F DB

Heating Nominal Test Conditions:

Indoor: 70°F DB

Outdoor: 47°F DB/43°F WB

**Electrical:**

Power Supply (V/Hz/∅)	208-230/60/1
Rated Amps (A)	2.3

**Piping:**

Refrigerant:

Liquid Line (in, OD)	3/8 Flare
Vapor Line (in, OD)	5/8 Flare

Condensate:

Condensate Pump Drain <sup>2</sup> (in,OD)	1 Plain
Gravity Drain Plugged (in, OD)	1 MPT

**Controls Features:**

- Auto changeover (Heat Recovery only)
- Auto operation
- Auto restart
- Child lock
- Dual thermistor control
- Group control
- Hot start
- Self diagnostics
- Sleep mode
- Timer (on/off)
- Weekly schedule
- Soft dry (dehumidification)
- Fan speed control

**Optional Accessories:**

- Wireless Handheld Remote Controller<sup>3</sup> - PQWRHDF0
- LG Programmable Thermostat - PREMTB10U
- Simple Controller with Mode (Black) - PQRCVCL0Q
- Simple Controller with Mode (White) - PQRCVCL0QW
- Simple Controller without Mode (Black) - PQRCHCA0Q
- Simple Controller without Mode (White) - PQRCHCA0QW
- Dry Contact Unit (1 contact, 24 VAC external power) - PQDSB1
- Dry Contact with Economizer Interface- PQDSBC1
- Dry Contact for Third Party Thermostat - PQDSBNGCM1
- Wall Mounted Temperature Sensor - PQRSTA0
- High Efficiency Filter Box for BR HSD Chassis - ZFBXBR01A
- Dynamic V8 2VL Low Profile Air Cleaner - ZPLMV201A
- Dynamic V8 4VL Air Cleaner - ZPLMV402A
- Dynamic V8 VL Replacement Filter Pads (4-Pack) - ZFLT1301A
- Dynamic V8 VL Replacement Filter Pads (24 Pack) - ZFLT1302A
- Return Air Grille - Louvered (one per plenum) - ZGRLRA01A
- Return Air Grille - Egg Crate (one per plenum) - ZGRLRA02A
- 2VL Low Profile Return Air Plenum - ZPLMV201A
- 4VL Return Air Plenum - ZPLMV402A

**Entering Mixed Air:**

Cooling Max <sup>4</sup> (°F WB)	76
Heating Min (°F DB)	59

**Unit Data:**

Refrigerant Type	R410A
Refrigerant Control	EEV
Sound Pressure <sup>5</sup> dB(A) (H/M/L)	45/43/41
Filter Type	Washable
MERV	N/A
Filter Quantity	1
Filter Dimensions <sup>6</sup>	11-5/8" x 43-3/4" x 1/4"
Net Unit Weight (lbs)	117
Shipping Weight (lbs)	128

**Fan:**

Type	Sirocco
Fan Quantity	2
Motor/Drive	Brushless Digitally Controlled/Direct
Motor Quantity	2
Airflow Rate H/M/L (CFM)	1,582/1,434/1,176
External Static Pressure (ESP) <sup>7</sup> (in wg)	0.55
Minimum ESP/Fan Setting Value <sup>8</sup>	0.27/91
Maximum ESP/Setting Value <sup>8</sup>	0.78/126

**Notes:**

- 1.The Power Input is rated at high speed.
- 2.Maximum lift is 27 in from bottom of unit. Check valve not included (field supplied).
- 3.Requires an LG Programmable Thermostat, Simple Controller with Mode or a Simple Controller without Mode.
- 4.See Engineering Manual for sensible and latent capacities.
- 5.Sound Pressure levels are tested in an anechoic chamber under ISO Standard 3745.
- 6.Actual filter sizes may vary.
- 7.At factory fan speed setting.
8. Maximum static pressure may result in reduced airflow (CFM).
- 9.All communication cable to be minimum 18 AWG, 2-conductor, stranded, shielded and must comply with applicable local and national code.
- 10.Power wiring cable size must comply with the applicable local and national code.
- 11.This unit comes with a dry nitrogen charge.
- 12.This data is rated 0 ft above sea level, with 25 ft of refrigerant line per indoor unit and a 0 ft level difference between outdoor and indoor units. All capacities are net with a combination ratio between 95 – 105%.
- 13.Must follow installation instructions in the applicable LG installation manual.



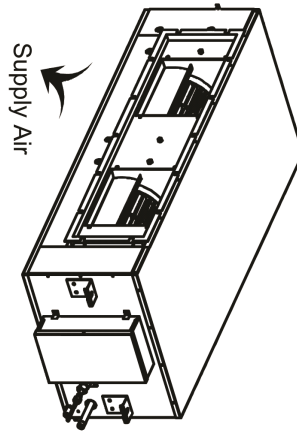
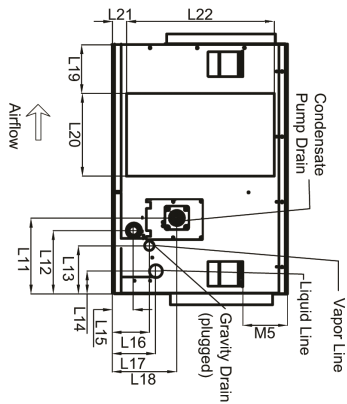
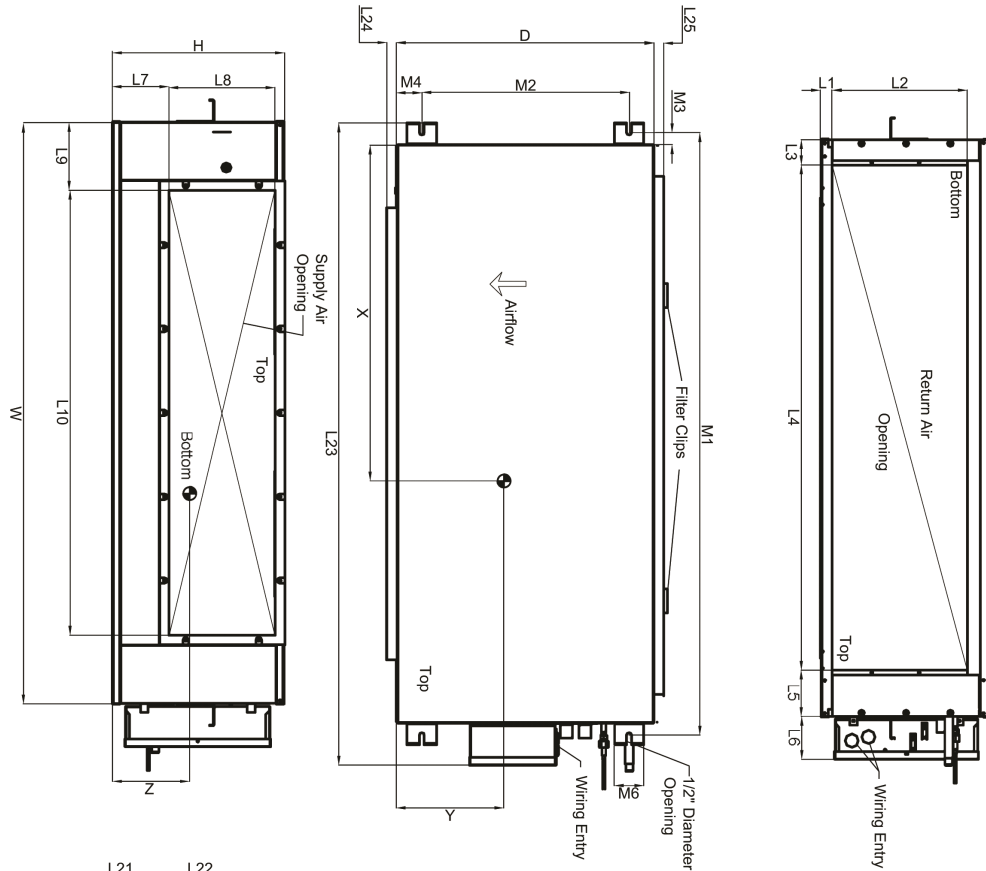
**ARNU483BRA2**  
 Multi V™ Ducted (High Static)  
 48,100 Btu/h Indoor Unit



Tag #:

Date:

PO No.:



Center of gravity  
 Dimensions do not include insulation. Add approximately 1/8" to account for external factory applied insulation on the top, bottom, ends, and front surfaces. Duct connection dimensions are all outside. All dimensions have a tolerance ± 0.25 in.

\* No flange/filter, retainer clips only

**Center of Gravity**  
**ARNU483BRA2**

X	23-3/8"
Y	14-1/8"
Z	6-7/8"

W	48-1/2"
D	23-5/8"
H	15"
L1	1-1/8"
L2	10-7/8"
L3	7/8"
L4	42-15/16"
L5	4-3/4"
L6	5-1/8"
L7	2-3/4"
L8	11-5/8"
L9	4-9/16"
L10	39-5/8"
L11	8-9/16"
L12	8-5/8"
L13	4-7/8"
L14	2-13/16"
L15	1"
L16	3-1/4"
L17	4"
L18	6-7/8"
L19	4-1/16"
L20	6-7/8"
L21	1-5/8"
L22	10-3/8"
L23	56-7/8"
L24	1"
L25*	0"
M1	51-1/4"
M2	18-3/4"
M3	1-1/4"
M4	2-7/8"
M5	4-1/2"
M6	2"