

Job Name/Location:

Tag #:

Date:

For: File Resubmit
 Approval Other _____

PO No.:

Architect: _____ GC: _____

Engr: _____ Mech: _____

Rep: _____
 (Company) (Project Manager)



ARNU073B1G2
 Multi V™ Ducted (Low Static)
 7,500 Btu/h Indoor Unit



Performance:

Total Cooling Capacity (Btu/h)	7,500
Heating Capacity (Btu/h)	8,500
Power Input ¹ (W)	30

Cooling Nominal Test Conditions: Indoor: 80°F DB/67°F WB
 Heating Nominal Test Conditions: Indoor: 70°F DB
 Outdoor: 95°F DB Outdoor: 47°F DB/43°F WB

Electrical:

Power Supply (V/Hz/∅)	208-230/60/1
Rated Amps (A)	0.1

Piping:

Refrigerant:

Liquid Line (in, OD)	1/4 Flare
Vapor Line (in, OD)	1/2 Flare

Condensate:

Condensate Pump Drain ² (in,OD)	1 Plain
--	---------

Controls Features:

- Auto changeover (Heat Recovery only)
- Auto operation
- Auto restart
- Child lock
- Dual thermistor control
- Hot start
- Self diagnostics
- Sleep mode
- Timer (on/off)
- Weekly schedule
- Soft dry (dehumidification)
- Fan speed control

Optional Accessories:

- Wireless Handheld Remote Controller³ - PQWRHDF0
- LG Programmable Thermostat - PREMTB10U
- Simple Controller with Mode (Black) - PQRVCVLOQ
- Simple Controller with Mode (White) - PQRVCVLOQW
- Simple Controller without Mode (Black) PQRCHCA0Q
- Simple Controller without Mode (White) - PQRCHCA0QW
- Dry Contact Unit (1 contact, 24 VAC external power) - PQDSB1
- Dry Contact with Economizer Interface- PQDSBC1
- Dry Contact for Third Party Thermostat - PQDSBNGCM1
- Wall Mounted Temperature Sensor - PQRSTA0

Entering Mixed Air:

Cooling Max ⁴ (°F WB)	76
Heating Min (°F DB)	59

Unit Data:

Refrigerant Type	R410A
Refrigerant Control	EEV
Sound Pressure ⁵ dB(A) (H/M/L)	33/32/29
Filter Type	Washable
Filter Quantity	1
Filter Dimensions	29-5/8" x 6-5/8" x 1/4"
Net Unit Weight (lbs)	47
Shipping Weight (lbs)	51

Fan:

Type	Sirocco
Fan Quantity	3
Motor/Drive	Brushless Digitally Controlled/Direct
Motor Quantity	2
Airflow Rate H/M/L (CFM)	300/265/229
External Static Pressure (ESP) ⁶ (in wg)	0.08
Minimum ESP/Fan Setting Value ⁷	0/72
Maximum ESP/Fan Setting Value ⁷	0.15/114

Notes:

- 1.The Power Input is rated at high speed.
- 2.Maximum lift is 27 inches from bottom of unit. Check valve not included (field supplied).
- 3.Requires an LG Programmable Thermostat, Simple Controller with Mode or a Simple Controller without Mode.
- 4.See Engineering Manual for sensible and latent capacities.
- 5.Sound Pressure levels are tested in an anechoic chamber under ISO Standard 3745.
- 6.At factory fan speed setting.
- 7.Air flow rate (CFM) at high speed.
- 8.All communication cable to be minimum 18 AWG, 2-conductor, stranded, shielded and must comply with applicable local and national code.
- 9.Power wiring cable size must comply with the applicable local and national code.
- 10.This unit comes with a dry nitrogen charge.
- 11.This data is rated 0 ft above sea level, with 25 ft of refrigerant line per indoor unit and a 0 ft level difference between outdoor and indoor units. All capacities are net with a combination ratio between 95 – 105%.
- 12.Must follow installation instructions in the applicable LG installation manual.



ARNU073B1G2

Multi V™ Ducted (Low Static)

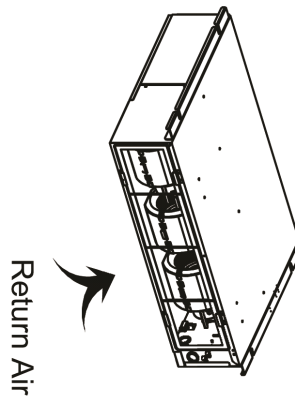
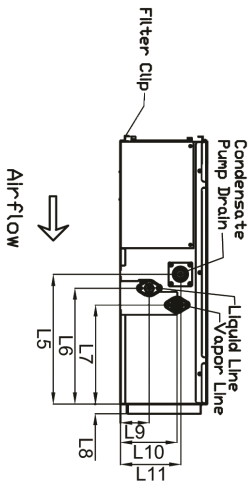
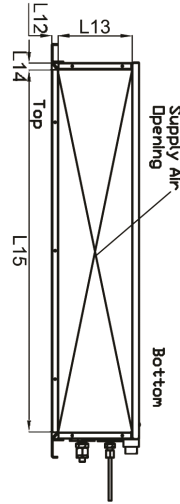
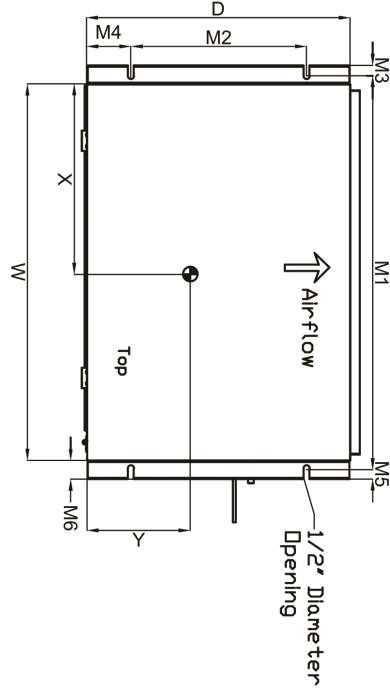
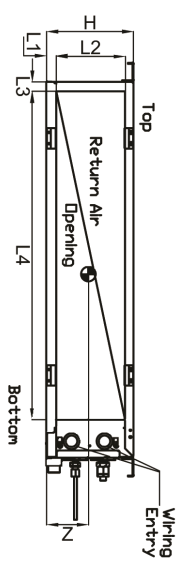
7,500 Btu/h Indoor Unit



Tag #:

Date:

PO No.:



W	32 5/8"
D	22 5/8"
H	7 1/2"
L1	7/8"
L2	6"
L3	7/8"
L4	28 11/16"
L5	11 1/16"
L6	10 1/8"
L7	8 5/8"
L8	13/16"
L9	2 3/4"
L10	5 3/16"
L11	5 3/8"
L12	1/2"
L13	6 1/2"
L14	3/4"
L15	31 3/8"
M1	33 15/16"
M2	15 1/16"
M3	13/16"
M4	3 5/16"
M5	13/16"
M6	1 5/8"

X	16 7/8"
Y	7 5/16"
Z	2 7/8"

All dimensions have a tolerance of ± 0.25 in.