

Job Name/Location:

Tag #:

Date:

For: File Resubmit

PO No.:

Approval Other _____

Architect:

GC:

Engr:

Mech:

Rep:

(Company)

(Project Manager)

ARUN310DT2
Multi V™ Plus II
25.5 Ton Outdoor Unit

(a) ARUN154DT2
(b) ARUN154DT2



Performance:

Cooling Mode:

Cooling Capacity (Btu/h)	305,700
Capacity (tons)	25.5
Cooling Power Input (kW)	28.0

Heating Mode:

Capacity (Btu/h)	343,900
Power Input (kW)	24.8

Cooling Nominal Test Conditions:
Indoor: 80°F DB /67°F WR
Outdoor: 95° DB

Heating Nominal Test Conditions:
Indoor: 70°F DB
Outdoor: 47°F DB /43°F WB

Electrical:

(a) ARUN154DT2 (b) ARUN154DT2

Power Supply (V/Hz/Ph)	460/60/3	460/60/3
MOP (A)	45	45
MCA (A)	33	33
Rated Amps (A)	31.9	31.9
Compressor A (A)	18.0	18.0
Compressor B (A)	11.5	11.5
Fan Motor (A)	2.4	2.5
Max Starting Current (A)	84.4	84.4

Piping:

(a) ARUN154DT2 (b) ARUN154DT2

Refrigerant Charge (lbs)	17.6	17.6
Liquid Line (in, OD)	1/2 Flare	1/2 Flare
Vapor Line (in, OD)	1-1/8 Braze	1-1/8 Braze

Standard Features:

- Limited Warranty with LG Certified Installation
 - Two Year Functional Parts Warranty
 - Additional Four Year Compressor Warranty
- Black Box Function
- Night Quiet Operation
- Fault Detection and Diagnosis

Operating Range:

Cooling (°F DB)	23 - 110
Heating (°F WB)	-4 - 60

Unit Data:

Refrigerant Type	R410A
Refrigerant Control	EEV
Max Num of Indoor Units ¹	52
Sound Pressure ² dB(A)	61
Net Unit Weight (lbs) (a) + (b)	628 + 628
Shipping Weight (lbs) (a) + (b)	664 + 664
Communication Cable (No. x AWG)	
Outdoor to Indoor ³	2 x 18
Outdoor to Outdoor ⁴	2 x 18
Heat Exchanger Coating	GoldFin™

Compressor:

Inverter Scroll Quantity	2
Constant Scroll Quantity	2
Oil/Type	PVE/FVC68D

Fan:

Type	Propeller
Fan Quantity (a) + (b)	2 + 2
Motor/Drive	Brushless Digitally Controlled/Direct
Fan Air Flow Rate (CFM) (a) + (b)	6,700 + 6,700

Notes:

1. The combination ratio must be between 50-130%.
2. Sound pressure levels are tested in an anechoic chamber under Korea Standard KSA0701 for the combination of outdoor units.
3. All communication cable to be minimum 18 AWG, 2-conductor, stranded, shielded and must comply with applicable local and national code. Cables terminate at each frame.
4. All communication cable to be minimum 18 AWG, 2-conductor, stranded and must comply with applicable local and national code. Cables terminate at each frame.
5. The data mentioned in the above tables is applied with non-ducted indoor units.
6. This data is rated 0 ft above sea level, with 25 ft of refrigerant line per indoor unit and a 0 ft level difference between outdoor and indoor units. All capacities are net with a combination ratio between 95 – 105%.
7. The voltage tolerance is ± 10%.
8. Power wiring cable size must comply with the applicable local and national code. Cables terminate at each frame.
9. Requires ARCNN20 connecting branch pipes to connect components.



Job Name/Location:

ARUN310DT2
 Multi V™ Plus II
 25.5 Ton Outdoor Unit

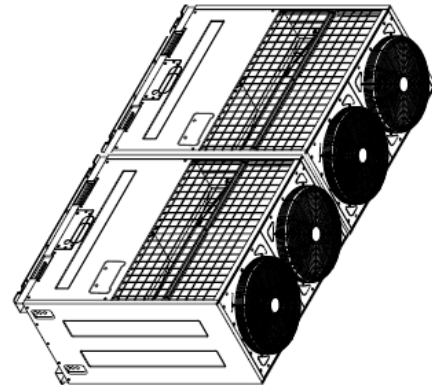
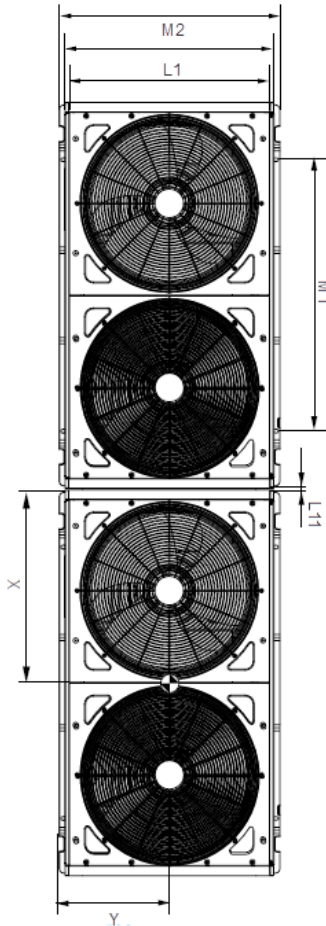
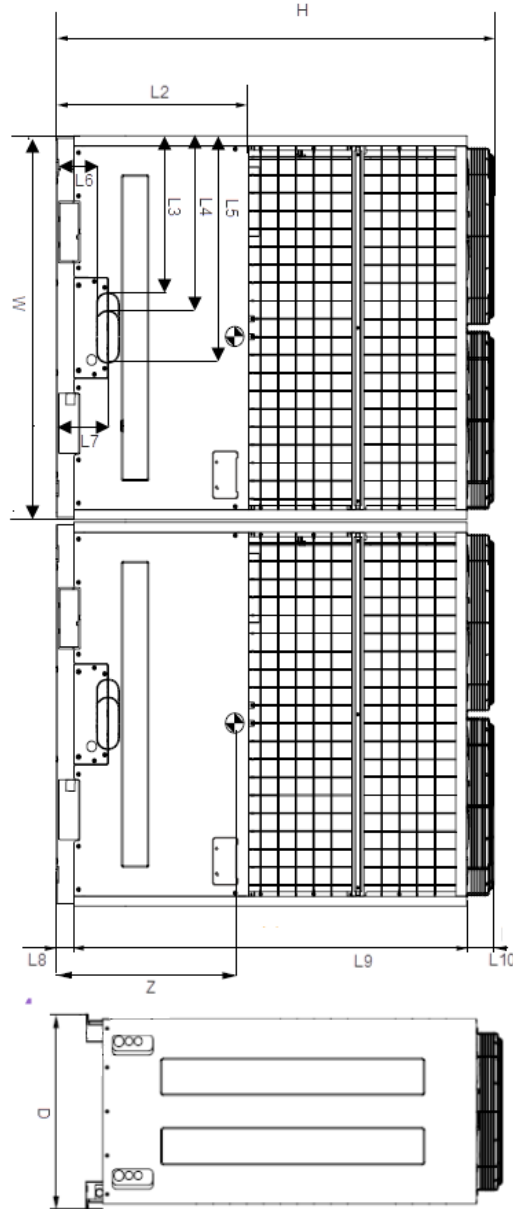
(a) ARUN154DT2
 (b) ARUN154DT2



Tag #:

Date:

PO No.:



Center of Gravity

(a) ARUN154DT2 (b) ARUN154DT2

X	21-3/4	21-3/4
Y	12	12
Z	21-5/16	21-5/16

= Center of Gravity

Note - All dimensions have a tolerance of ± 0.25 in.

W	50-3/8
H	63-5/16
D	28-11/16
L1	27-3/8
L2	27-11/16
L3	20-5/8
L4	23
L5	29-7/8
L6	7-3/8
L7	5-7/8
L8	3-3/16
L9	56-1/8
L10	3-7/8
M1	35-7/16
M2	27-9/16