

Date: _____

PO No.: _____

Architect: _____

Engr: _____

Rep: _____

(Company) _____ (Project Manager)

For: File Resubmit
 Approval Other _____

GC: _____

Mech: _____



ARUN076DT2
 Multi V™ Plus II
 6.5 Ton Outdoor Unit

Performance:

Cooling Mode:

Capacity (Btu/h)	76,400
Capacity (tons)	6.5
Power Input (kW)	5.2

Heating Mode:

Capacity (Btu/h)	86,000
Power Input (kW)	5.7

Cooling Nominal Test Conditions:
 Indoor: 80°F DB /67°F WB
 Outdoor 95° DB
 :

Heating Nominal Test Conditions:
 Indoor: 70°F DB
 Outdoor 47°F DB /43°F WB
 :

Electrical:

Power Supply (V/Hz/Ph)	460/60/3
MOP (A)	25
MCA (A)	15
Rated Amps (A)	12.4
Compressor A (A)	10.0
Compressor B (A)	-
Fan Motor (A)	2.4
Max Starting Current (A)	-

Piping:

Refrigerant Charge (lbs)	17.6
Liquid Line (in, OD)	3/8 Flare
Vapor Line (in, OD)	3/4 Braze

Standard Features:

- Limited Warranty with LG Certified Installation
 - Two Year Functional Parts Warranty
 - Additional Four Year Compressor Warranty
- Black Box Function
- Night Quiet Operation
- Fault Detection and Diagnosis

Operating Range:

Cooling (°F DB)	23 - 110
Heating (°F WB)	-4 - 60

Unit Data:

Refrigerant Type	R410A
Refrigerant Control	EEV
Max Num of Indoor Units ¹	13
Sound Pressure ² dB(A)	58
Net Unit Weight (lbs)	529
Shipping Weight (lbs)	566
Communication Cable (No. x AWG)	
Outdoor to Indoor ³	2 x 18
Outdoor to Outdoor ⁴	2 x 18
Heat Exchanger Coating	GoldFin™

Compressor:

Inverter Scroll Quantity	1
Constant Scroll Quantity	-
Oil / Type	PVE/FVC68D

Fan:

Type	Propeller
Fan Quantity	2
Motor/Drive	Brushless Digitally Controlled/Direct
Fan Air Flow Rate (CFM)	6,700

Notes:

- 1.The combination ratio must be between 50 – 130%.
- 2.Sound pressure levels are tested in an anechoic chamber under Korea Standard KSA0701.
- 3.All communication cable to be minimum 18 AWG, 2-conductor, stranded, shielded and must comply with applicable local and national code.
- 4.All communication cable to be minimum 18 AWG, 2-conductor, stranded and must comply with applicable local and national code.
- 5.The data mentioned in the above tables is applied with non-ducted indoor units.
- 6.This data is rated 0 ft above sea level, with 25 ft of refrigerant line per indoor unit and a 0 ft level difference between outdoor and indoor units. All capacities are net with a combination ratio between 95-105%.
- 7.The voltage tolerance is ± 10%.
- 8.Power wiring cable size must comply with the applicable local and national code.



Job Name/Location:

ARUN076DT2

Multi V™ Plus II

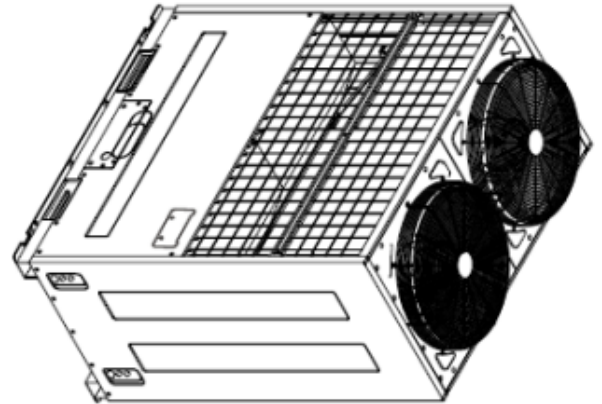

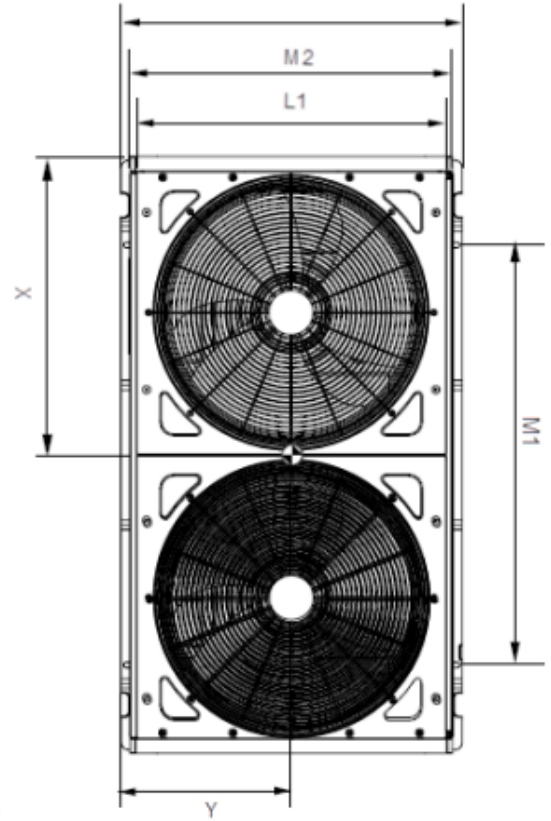
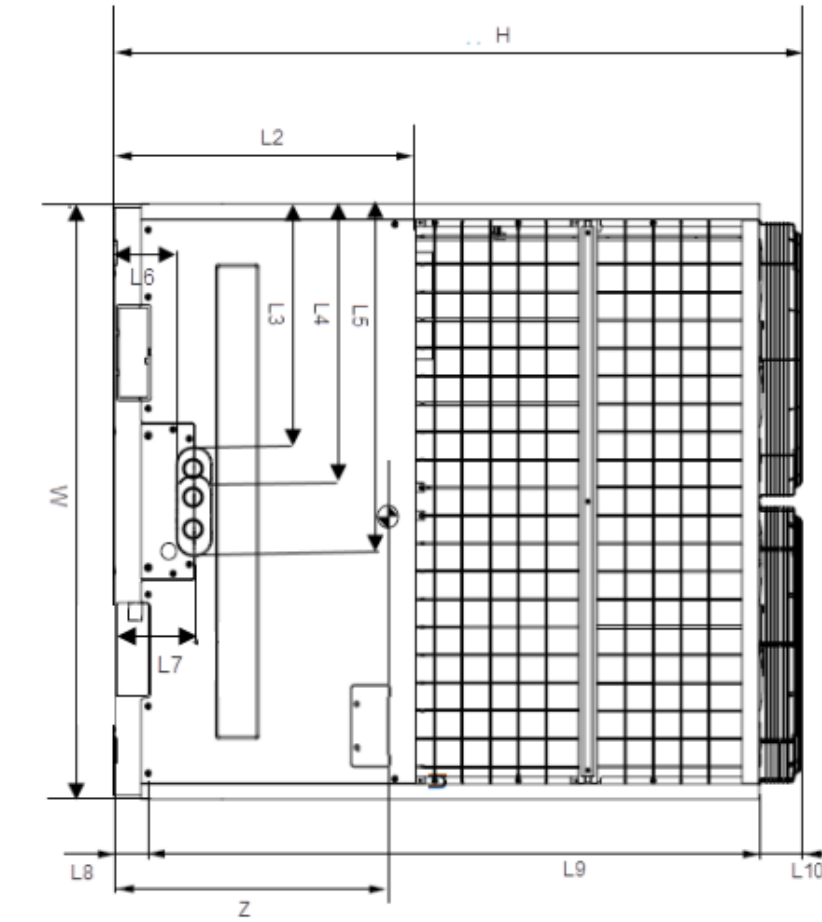
6.5 Ton Outdoor Unit



Tag #:

Date:

PO No.:



W	50-3/8
H	63-5/16
D	28-11/16
L1	27-3/8
L2	27-11/16
L3	20-5/8
L4	23
L5	29-7/8
L6	7-3/8
L7	5-7/8
L8	3-3/16
L9	56-1/8
L10	3-7/8
M1	35-7/16
M2	27-9/16

Center of Gravity

ARUN076DT2

X 19-7/16

Y 10-1/8

Z 22-5/8

Note - All dimensions have a tolerance of ± 0.25 in.
 = Center of gravity