

# Branch Distribution Unit Orientation

## Introduction

Multi F MAX Branch Distribution (BD) Units can be installed in a multitude of options to fit various building configurations or application requirements. Multi F MAX BD Units include electronic expansion valves that properly seat only if the BD Unit is installed in an acceptable orientation. Installations with improper BD Unit orientation risk incomplete valve seating and system performance degradation from potential refrigerant leakage through the electronic expansion valve.

## Purpose

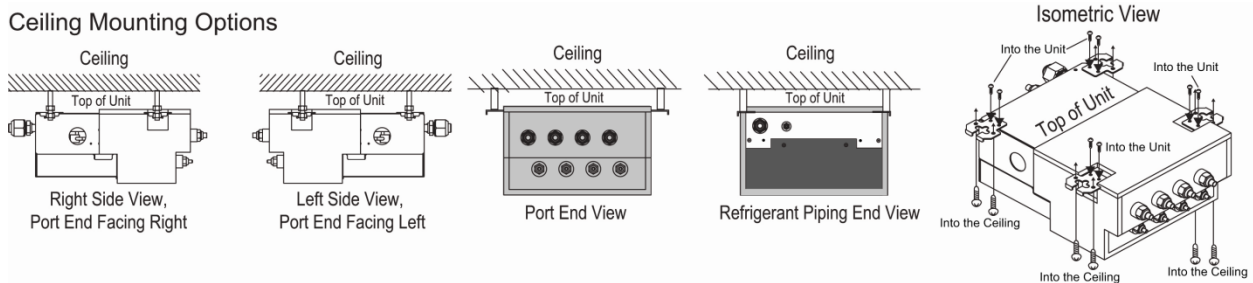
This white paper defines the acceptable installation orientations for Multi F MAX BD Units. It will also indicate which orientation is not allowed for installation.

---

**Note:** All material provided herein is for informational or educational purposes only. It is not intended to be a substitute for professional advice. Please consult with your engineer or design professional for specific applications to your system

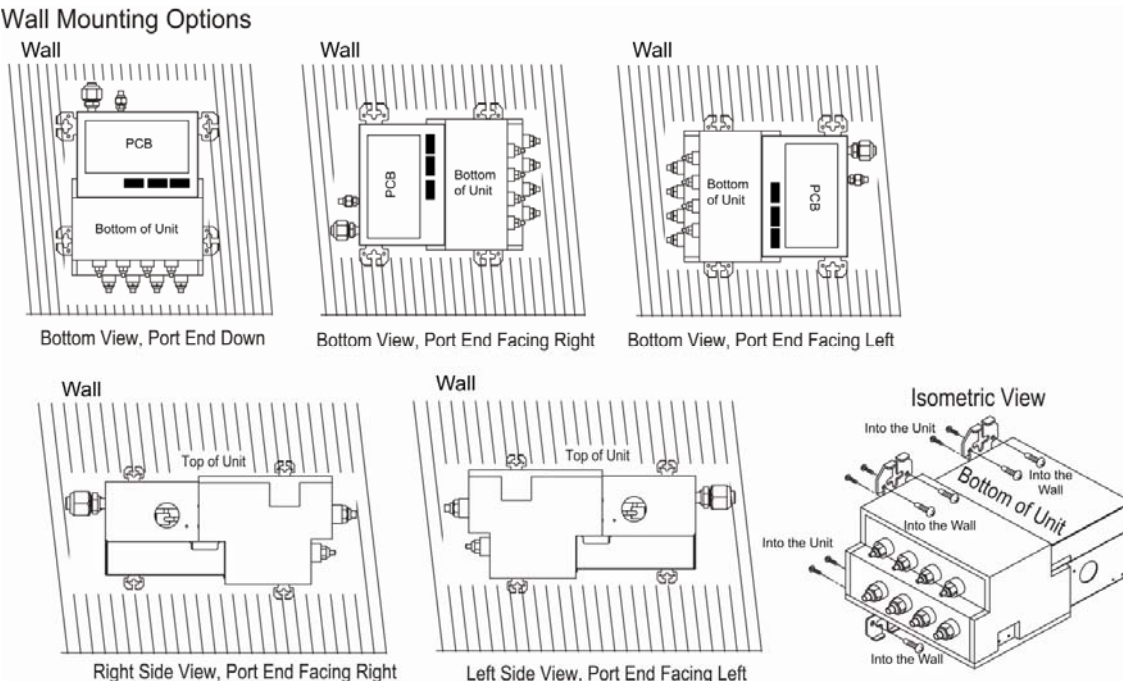
---

The acceptable BD Unit orientations are:




**Figure 1: Acceptable BD Unit Ceiling Mount Orientations.**

Wall Mounting Options



**Figure 2: Acceptable BD Unit Wall Mount Orientations.**

One BD Unit orientation is not acceptable:



**Figure 2: Unacceptable BD Unit Orientation.**