

Job Name/Location:

Tag No.:

Date:

For:	File	Resubmit
	Approval	Other_____

PO No.:

Architect: GC:

Engr: Mech:

Rep: (Company) (Project Manager)

LC249HHV

Single-Zone 3x3 Four-Way Ceiling Cassette with LGRED®

Outdoor Unit (ODU) - LUU240HHV, Indoor Unit (IDU) - LCN249HV

Performance:**Cooling:**

Cooling Capacity (Min~Rated~Max, Btu/h)	9,600~24,000~30,000
SEER	21.00
EER	12.60

SEER - Seasonal Energy Efficiency Ratio

EER - Energy Efficiency Ratio

Heating:

Heating Capacity (Min~Rated~Max, Btu/h)	10,800~27,000~33,000
HSPF	10.20
Max. Heating @ Indoor 70°F DB (Btu/h)	29,100
Outdoor 17°F WB	27,000
Outdoor 5°F WB	24,410
Outdoor -4°F WB	21,610
Outdoor -13°F WB	

HSPF - Heating Seasonal Performance Factor

Heating Nominal Test Conditions:

Cooling Nominal Test Conditions:

Indoor: 70°F DB / 60°F WB

Indoor: 80°F DB / 67°F WB

Outdoor: 47°F DB / 43°F WB

Outdoor: 95°F DB / 75°F WB

Electrical:

Power Supply (V/Hz/Ø)	208-230/60/1
MOP (A)	30
MCA (A)	22
Cooling / Heating Rated Amps (A)	8.5 / 8.5
Compressor (A)	14.5
Fan Motor (IDU + ODU) (A)	0.6 + 1.6
Cooling Power Input (Min~Rated~Max, kW)	0.48~1.91~3.00
Heating Power Input (Min~Rated~Max, kW)	0.57~2.25~3.80
Locked Rotor Amps (A)	23

MOP - Maximum Overcurrent Protection

MCA - Minimum Circuit Ampacity

Piping:

Installed Liquid Pipe (in., O.D.)	3/8 Flare
Installed Vapor Pipe (in., O.D.)	5/8 Flare
IDU Liquid Connection (in., O.D.)	3/8 Flare
IDU Vapor Connection (in., O.D.)	5/8 Flare
Additional Refrigerant (oz./ft.)	0.43
Min. / Max. Pipe Length (ft.) ²	16.4 / 164
Piping Length (no add'l refig., ft.)	24.9
Max. Elevation (ft.)	98.4

Features:

- Inverter (Variable Speed Compressor)
- Internal Condensate Pump
- Jet Cool / Jet Heat
- Auto Restart
- Auto Changeover
- Ultra-quiet Turbo Fan
- Night Quiet Function
- Optional Wi-Fi Control
- Drain Pan Heater
- Swirl Wind
- Direct / Indirect Wind
- Smart Mode
- Refresh Mode

Included Accessories:

- Wireless Remote Controller - PWLSSB21H

Required Accessories:

- ☐ Dual Vane Grille Kit - PT-AAGW0

Optional Accessories:

- ☐ Premium Controller - PREMTA000
- ☐ MultiSITE™ CRC1 - PREMTBVC0
- ☐ MultiSITE CRC1+ - PREMTBVC1
- ☐ Standard RS3 Controller - PREMTB100
- ☐ PI-485 - PMNFP14A1
- ☐ Dry Contact - PDRYCB320 LonWorks®
- ☐ Gateway - PLNWKB100
- ☐ AC Smart 5 BACnet® Gateway - PACS5A000
- ☐ ACP 5 BACnet Gateway - PACP5A000
- ☐ Outside Air Flange - PTVK430
- ☐ Wi-Fi Module - PWFMDDD200

**Operating Range:****Outdoor Unit:**

Cooling (°F DB)	5 ~ 118
Heating (°F WB)	-13 ~ +64

Indoor Unit:

Cooling (°F WB)	57 ~ 77
Heating (°F DB)	59 ~ 81

System Data:

Refrigerant Type	R410A
Refrigerant Control	EEV
Refrigerant Charge (lbs.)	4.41
ODU Sound Pressure (Cooling / Heating) (±1 dB[A]) ³	51 / 52
IDU Sound Pressure (H/M/L/SL) (±1 dB[A]) ³	40 / 37 / 35 / 32
ODU Net / Shipping Weight (lbs.)	133.4 / 144.4
IDU Net / Shipping Weight (lbs.)	45.2 / 54.9
Grille Net Weight (lbs.)	15.6
Heat Exchanger Coating	GoldFin™

Fan:

ODU Type	Propeller
IDU Type	Turbo
Fan Speeds (Fan/Cool/Heat)	4 / 5 / 5
Quantity (ODU + IDU)	1 + 1
Motor/Drive	Brushless Digitally Controlled/Direct
Maximum ODU Air Volume (CFM)	2,048
IDU Air Flow (CFM Max./H/M/L)	794 / 671 / 600 / 530
Dehumidification (pts./hr.)	3.80

Notes:

1. Acceptable operating voltage: 187V-253V.
2. Piping lengths are equivalent.
3. Sound Pressure levels are tested in an anechoic chamber under ISO Standard 3745.
4. All communication / connection (power) cable from the outdoor unit to the indoor unit is field supplied and must be a minimum of four-conductor, 14 AWG, stranded, shielded or unshielded (if shielded, it must be grounded to the chassis of the outdoor unit only), and must comply with applicable local and national codes.
5. See Engineering Manual for sensible and latent capacities.
6. Power wiring cable size must comply with the applicable local and national code.
7. This unit comes with a dry helium charge.
8. This data is rated 0 ft. above sea level, with 24.6 ft. of refrigerant line and a 0 ft. level difference between outdoor and indoor units.
9. Must follow installation instructions in the applicable LG installation manual.

BACnet® is a registered trademark of ASHRAE. LonWorks® is a trademark of Echelon Corporation.



For a complete list of available accessories, contact your LG representative.

For continual product development, LG reserves the right to change specifications without notice.

© LG Electronics Canada, Inc., North York, ON. All rights reserved. "LG Life's Good" is a registered trademark of LG Corp. /www.lgdfs.ca

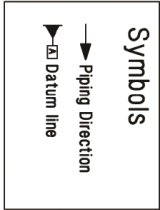
SB_SZ_LGRED_3x3_CeilingCassette_LC249HHV_2020_09_24_132933

Page 1 of 3

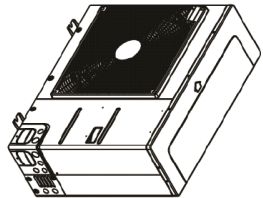
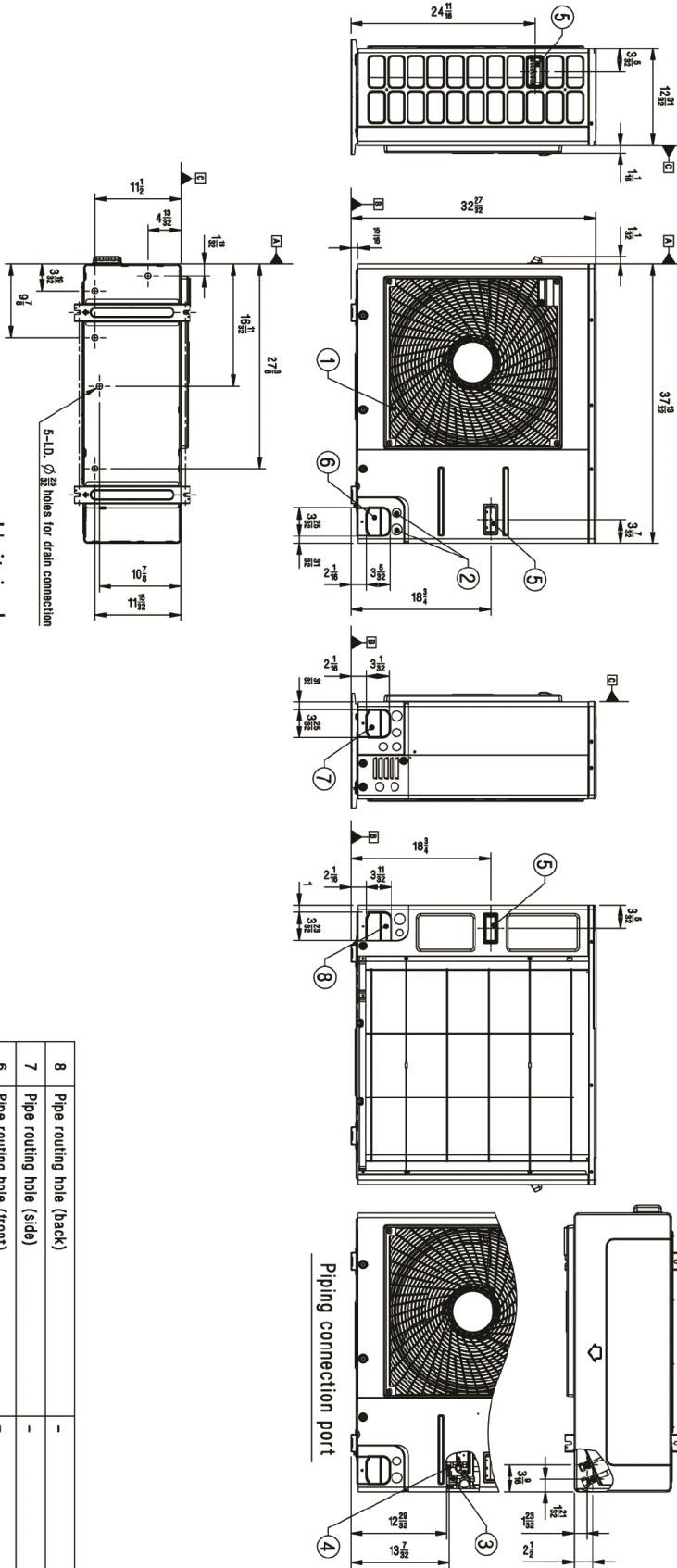
LC249HHV
Single-Zone 3x3 Four-Way Ceiling Cassette with LGRED®
Outdoor Unit (ODU) - LUU240HHV, Indoor Unit (IDU) - LCN249HV



Tag No.: _____
Date: _____
PO No.: _____



Unit: inch



No.	Part Name	Description
8	Pipe routing hole (back)	-
7	Pipe routing hole (side)	-
6	Pipe routing hole (front)	-
5	Handle	-
4	Liquid Pipe Connection	Flare joint
3	Gas Pipe Connection	Flare joint
2	Power and communication cable Hole	-
1	Air Outlet	-

