

Job Name/Location:

Tag No.:

Date:

For:	File	Resubmit
	Approval	Other

PO No.:

Architect:

GC:

Engr:

Mech:

Rep:

(Company)

(Project Manager)

ARWM576CAS5

Multi V™ Water V 575V

48 Ton Water Source Unit HP or HR

ARWM192CAS5

ARWM192CAS5

ARWM192CAS5

**Performance:**

Cooling Mode:

Nominal Capacity (Btu/h) <sup>1</sup>	571,200
---------------------------------------	---------

Heating Mode:

Nominal Capacity (Btu/h) <sup>1</sup>	642,000
---------------------------------------	---------

Rated capacity is certified under AHRI Standard 1230. Ratings are subject to change without notice. Current certified ratings are available at [www.ahridirectory.org](http://www.ahridirectory.org).

**Electrical:**<sup>5,6</sup>

Frame	(a) ARWM192CAS5	(b) ARWM192CAS5 (c)	ARWM192CAS5
Power Supply (V/Hz/Ø)	575/60/3	575/60/3	575/60/3
MOP (A)	30	30	30
MCA (A)	17.8	17.8	17.8
Rated Amps (A)	14.2	14.2	14.2

**Piping:**<sup>7</sup>

Frame	(a) ARWM192CAS5	(b) ARWM192CAS5 (c)	ARWM192CAS5
Refrigerant Charge (lbs.)	9.9	9.9	9.9
Liquid (in., O.D.)	5/8	5/8	5/8
High Pressure Vapor (in., O.D.)	1-1/8	1-1/8	1-1/8
Low Pressure Vapor (in., O.D.)	1-1/8	1-1/8	1-1/8

**Water Piping:**<sup>7</sup>

Frame	(a) ARWM192CAS5	(b) ARWM192CAS5 (c)	ARWM192CAS5
Inlet / Outlet (inches)	1-1/2	1-1/2	1-1/2

**Condenser Water:**

Frame	(a) ARWM192CAS5	(b) ARWM192CAS5 (c)	ARWM192CAS5
Flow Rate (gpm)	50.7	50.7	50.7
Pressure Drop (ft.-w.g.)	12.6	12.6	12.6

**Condensate Piping:**

Frame	(a) ARWM192CAS5	(b) ARWM192CAS5 (c)	ARWM192CAS5
Condensate Line (inches)	3/4	3/4	3/4

**Standard Features:**

- Fault Detection and Diagnosis
- Smart Oil Control
- Internal Refrigerant Cooling Control
- HiPOR (High Pressure Oil Return)
- Subcooling and Vapor Injection Control

**Required Accessories:**

- ☐ ARCNN21 or ARCNN31 (HP) / ARCNB21 or ARCNB31 (HR)-Frame Connector Y-branch
- ☐ PT / NPT Conversion Thread

**Optional Accessories:**

- ☐ Variable Water Flow Valve Control Kit - PWFCCKN000

For continual product development, LG reserves the right to change specifications without notice.

© LG Electronics Canada, Inc., North York, ON. All rights reserved. "LG Life's Good" is a registered trademark of LG Corp. /www.lgvr.ca

**Water Operating Range:**<sup>2</sup>

Cooling Mode Entering Water Range (°F)	23 - 113
Heating Mode Entering Water Range (°F)	14 - 113
Synchronous Mode Entering Water Range (°F)	23 - 113

**Unit Data:**

Refrigerant Type	R410A
Refrigerant Control	EEV
Max. Number of Indoor Units	64
Sound Pressure dB(A) <sup>3</sup>	
Cooling / Heating	63
Weight	
Frame	(a) ARWM192CAS5 (b) ARWM192CAS5 (c) ARWM192CAS5
Net (lbs.)	348
Shipping (lbs.)	370
Communication Cable (No x AWG) <sup>5,6</sup>	2 x 18
Heat Exchanger Type	Stainless Steel Plate

**Compressor:**

Type	Hermetic Scroll
Drive	Inverter
Quantity	3
Oil / Type	PVE / FVC68D

**Notes:**

- Rated capacity is certified under AHRI Standard 1230. Ratings are subject to change.
- When entering water temperature is lower than 59°F, variable water flow control kit PWFCCKN000 is required. When entering water temperature is lower than 50°F, water solution must be minimum 45% antifreeze.
- Sound pressure levels are tested in anechoic chamber under ISO 3745 standard.
- Value is calculated as follows: Delta T= Total Heat of Rejection/(Nominal Flow Rate x 500)
- Communication cable between WSU, IDU(s) / HRU(s), and Central Controller must be a minimum of 2-conductor, 18 AWG, twisted, stranded, and shielded. Ensure the communication cable shield is properly grounded to the WSU chassis only. Do not ground the communication cable at any other point. Wiring must comply with all applicable local and national codes.
- Power wiring is field provided, solid or stranded, and must comply with all applicable local and national codes.
- LG requires that LATS software be used on all projects to ensure correct line sizing. Designer must verify the shop drawing design against as built design using LATS. Contractor must also use LG manufactured Y-Branch and Header Kits only.



SB\_MultiV\_WaterV\_Triple\_ARWM576CAS5\_2020\_03\_11

Job Name/Location

ARWM576CAS5

Multi V™ Water 5

Heat Pump/Heat Recovery

48 Ton Water Source Unit

ARWM192CAS5

ARWM192CAS5

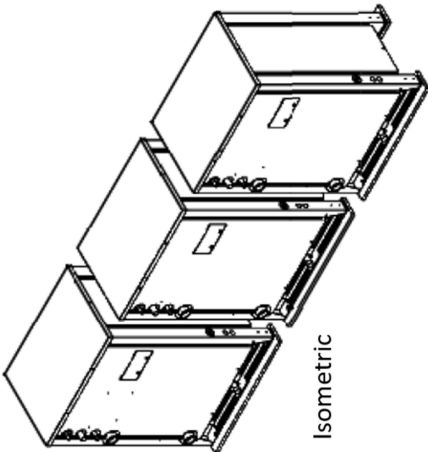
ARWM192CAS5



Tag No: \_\_\_\_\_

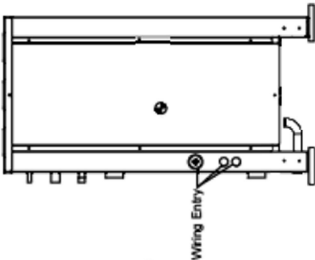
Date: \_\_\_\_\_

PO No: \_\_\_\_\_

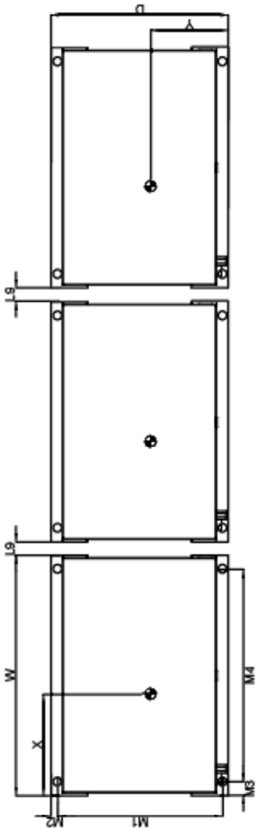


Isometric

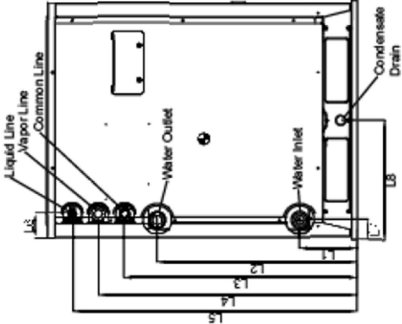
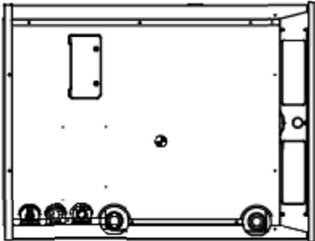
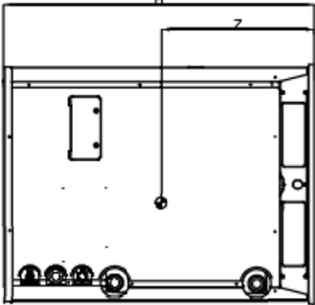
X	13-1/16"
Y	11-1/4"
Z	19-11/16"
W	30-3/8"
D	21- 1/2"
H	44-1/8"
L1	7-3/16"
L2	25-3/4"
L3	33-7/8"
L4	37-7/8"
L5	41-1/2"
L6	3"
L7	1-15/16"
L8	15-3/16"
M1	22-9/16"
M2	1/2"
M3	2-3/16"
M4	25-7/8"



Side View



Top View



Front View